



USCIS EB-5 Visa I-526 and I-829 Petition Statistics

Updated in October 2023 with data through FY2023 Q3 (April-June 2023)

Phone/WhatsApp: 1-561-386-5356

E-mail: info@EB5AN.com

www.EB5AN.com and

www.EB5investments.com

Important Investment Information

All EB-5 investments must be “at risk” per USCIS requirements. Risk of loss exists. Any protections and guaranties negotiated at fund level are not exercisable by individual investors themselves but are administered by fund management only. No guarantees exist regarding individual investors’ ability to be repaid.

This is not an offer to sell securities in any way and is only educational. Only a formal, privately distributed offering memorandum and appropriate securities documents, fully executed by an accredited investor, will represent any offer or subsequent sale of investment. This information package was prepared specifically for EB5AN, LLC, and its affiliates (together “EB5AN”), and those whom EB5AN has chosen to receive this educational information. These materials are distributed in confidence, are internally sensitive, and are subject to internal corporate confidentiality policies. Those who have received this information package in error should destroy its contents immediately.

Those who are privileged with access to this packet, whether on a consulting or investment basis, should acknowledge this packet may contain what the industry refers to as “forward looking statements” or “projections” from EB5AN. The words “intend,” “believe,” “expect,” “anticipate,” “target,” and other similar language herein identify such projections. The projections that are included in this document are those opinions of EB5AN about future operations. Therefore, these projections are subject to uncertainties and changes, many of which are beyond the control of EB5AN, which may cause the relevant actual results to be materially different from the results expressed or implied by such projections.

No assurance or representation is made by any person that any forecast or projection will be achieved. Therefore, nothing contained herein should be relied upon as a promise, forecast, guarantee, or a representation regarding the future.

This document is educational and informational, and items including policy, program structures, financial models, feasibility studies, and other documentation may change without notification. If outside sources or other documentation or information appears different or in conflict with the content presented in this information package, contact EB5AN for verification on receiving the latest drafts or identifying accurate data.

Information prepared on electronic media such as PowerPoint, Prezi, websites, blogs, WeChat, or other methods of delivery are often truncated and summarized to improve readability; details of any legal nature should only be respected through the specific confidential offering documents provided by EB5AN to such qualified or accredited investors capable of subscribing.

Table of Contents

① About EB5AN

② EB5AN EB-5 Projects

③ I-526 Petition Statistics

④ I-829 Petition Statistics

⑤ I-526 and I-829 Petition Comparisons



Table of Contents

① About EB5AN

② EB5AN EB-5 Projects

③ I-526 Petition Statistics

④ I-829 Petition Statistics

⑤ I-526 and I-829 Petition Comparisons



The EB5AN Management Team

The EB5AN team has been involved in more than \$4 billion of leveraged buyouts, IPOs, and real estate development.



**Samuel B.
Silverman**



**Michael B.
Schoenfeld**



- Yale University – B.A. in Economics with a concentration in Mandarin Chinese
- Boston Consulting Group (BCG) – Business and strategy consulting
- Stanford Graduate School of Business – M.B.A.
- Forbes 30 Under 30 National Winner for Social Entrepreneurship



- University of North Carolina at Chapel Hill – B.A. in Economics; B.S. in Business Admin
- Boston Consulting Group (BCG) – Business and strategy consulting
- AEA Investors – Leading middle-market private-equity firm
- Forbes 30 Under 30 National Winner for Social Entrepreneurship

Our Commitment to EB-5 Investment Transparency



EB-5 investors deserve to be well-informed about the EB-5 visa program and potential investment opportunities.

We are committed to transparency, providing accurate, insightful information to potential EB-5 investors. We succeed when our clients achieve both their immigration and investment goals.

Since our founding, we have delivered on our commitment to our EB-5 investors by funding institutional-quality real estate development projects that not only meet the immigration requirements of the EB-5 program but also provide a level of transparency and financial security that remains unmatched in the EB-5 industry.


Speak with EB5AN Managing Partner Sam Silverman about EB-5

If you have questions about the Twin Lakes Georgia rural EB-5 project or the EB-5 green card process, you can schedule a call, send a WhatsApp message, or e-mail Sam directly.



Weekend Time Slots Available

 OnceHub <https://go.oncehub.com/samsilverman2>

 WhatsApp
+1 (561) 386-5356

 Email at
sam.silverman@eb5an.com

Yale

Stanford

BCG



EB5AN Is Committed to 100% EB-5 Investment Transparency

EB5AN is Pleased to Make the Following Key EB-5 Investment Due Diligence Documents Available to All EB-5 Investors

- ✓ The complete set of Form I-956F “exemplar” EB-5 documents filed with USCIS
- ✓ The complete Form I-526E individual investor document set template
- ✓ The balance sheet of the Kolter parent company guarantying the repayment of the EB-5 loan
- ✓ The current financial statements of the Kolter company developing the project showing proof of developer equity invested to date
- ✓ The executed loan agreement between the company developing the project and the construction lender
- ✓ Any other available documents related to the development of the project and EB-5 investment

Other EB-5 Regional Centers

- ✗ Not willing to share the entire Form I-956F “exemplar” or Form I-526E template with all exhibits
- ✗ Not willing to share the balance sheet of the company guaranteeing the repayment of EB-5 funds, or no such company exists, and the EB-5 investment is unsecured with “no collateral” or only a pledge
- ✗ Not willing to share the current financial statements of the company developing the project because they do not exist, reflect losses, or reflect that no developer equity has been funded
- ✗ Not willing to share an executed senior loan agreement or other financial commitment documents because they do not exist

Use common sense. If an EB-5 company is not willing to provide the basic documents needed to evaluate the financial position of an EB-5 project, avoid that project. Get access to and review critical financial documents for the project. Invest only if you know and are comfortable with the current financial position of the companies involved.

How to Identify Red Flags for EB-5 Investments



For many EB-5 investors, an \$800K EB-5 investment will be the largest investment they have ever made.

Some EB-5 investors may not have experience making real estate investments or other private equity investments. As a result, many EB-5 investors may not know what questions to ask and what documents to focus on when evaluating potential EB-5 investments.

Many EB-5 projects appear to be “safe” and have nice renderings but have minimal security and are very risky. An inexperienced investor can have a difficult time separating these “risky” projects from safer projects.

EB5AN has prepared many articles to help EB-5 investors evaluate potential EB-5 real estate development projects. Our articles help EB-5 investors identify and understand the impact of the most common risks found in such projects.

View these articles at:

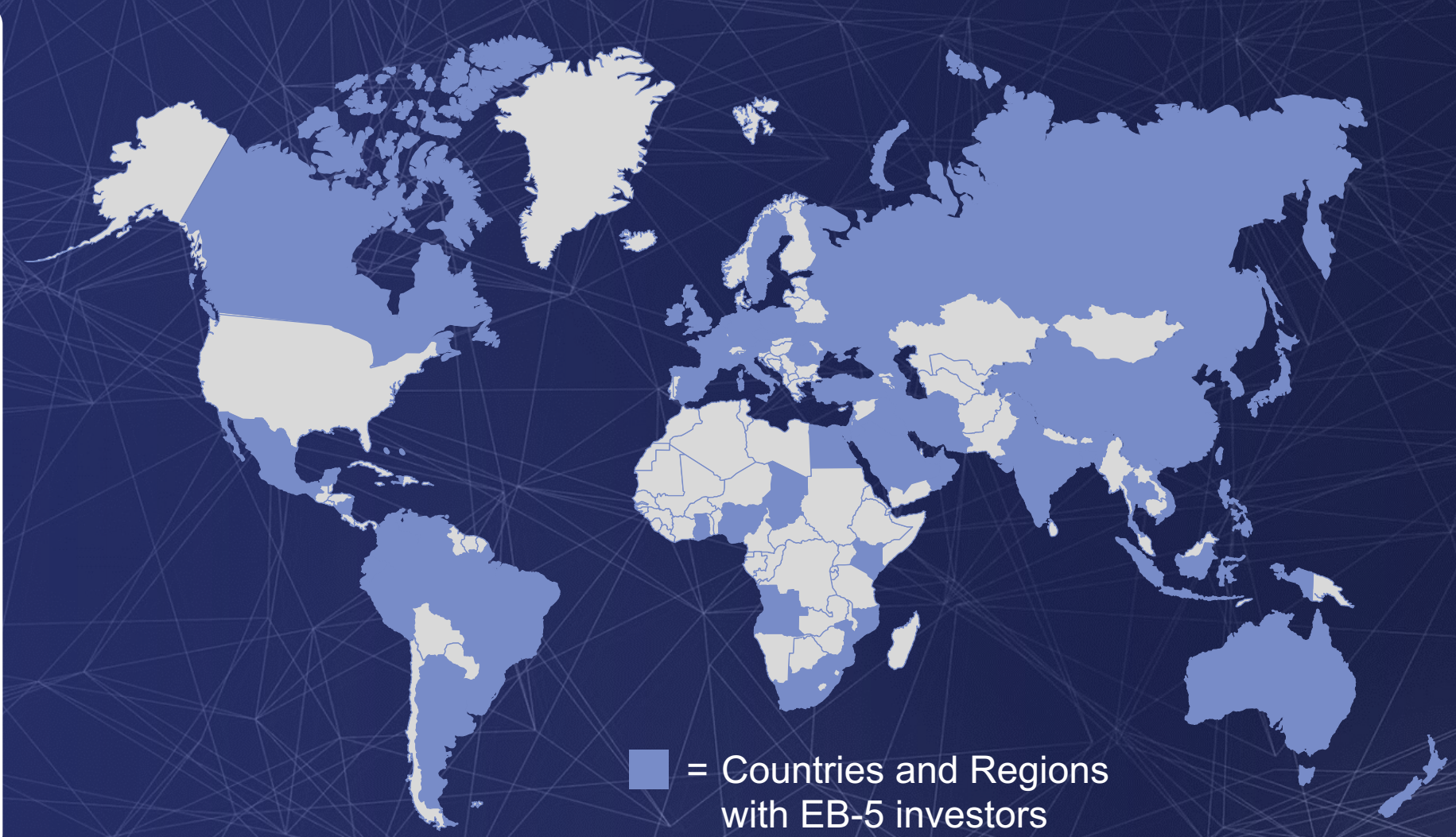
We strongly recommend that EB-5 investors take the time to understand real estate development investments so that they make an educated EB-5 investment decision and increase the likelihood of receiving permanent green card approval and a timely repayment of EB-5 investment funds.

If you need help, or don't know where to start, just ask, and we can point you in the right direction.

Investors from More than 60 Countries and Regions

People of many nationalities and backgrounds consistently find value in EB5AN's investment approach.

- | | |
|--|---|
|  Angola |  Kuwait |
|  Argentina |  Mexico |
|  Australia |  Montenegro |
|  Austria |  Mozambique |
|  Azerbaijan |  Netherlands |
|  Bahamas |  New Zealand |
|  Bangladesh |  Nicaragua |
|  Belgium |  Nigeria |
|  Brazil |  Oman |
|  Canada |  Palestine |
|  Chad |  Peru |
|  China |  Philippines |
|  Colombia |  Poland |
|  Czech Republic |  Romania |
|  Ecuador |  Russia |
|  Egypt |  Saudi Arabia |
|  France |  Singapore |
|  Germany |  South Africa |
|  Ghana |  South Korea |
|  Haiti |  Spain |
|  Hong Kong |  Sweden |
|  India |  Taiwan |
|  Indonesia |  Thailand |
|  Iran |  Trinidad and Tobago |
|  Iraq |  Turkey |
|  Ireland |  UAE |
|  Italy |  Ukraine |
|  Japan |  United Kingdom |
|  Jordan |  Uruguay |
|  Kenya |  Venezuela |
|  Korea |  Vietnam |




 = Countries and Regions with EB-5 investors

Table of Contents

① About EB5AN

② **EB5AN EB-5 Projects**

③ I-526 Petition Statistics

④ I-829 Petition Statistics

⑤ I-526 and I-829 Petition Comparisons





KOLTER

Twin Lakes Georgia (Loan) \$800K Project Details



Twin Lakes Georgia (Loan): Key Investment Merits

1

Kolter has a perfect loan repayment track record; the EB-5 loan is secured by a parent company repayment guaranty

KL Holdco LLC, one of Kolter's parent companies, has guaranteed to repay the EB-5 loan. This repayment guaranty reduces financial risk for EB-5 investors. **Kolter has repaid billions since 1997 and has never failed to repay a loan or to complete a real estate development.**

2

Proven project success demonstrates high demand for single-family homes

The project has already sold 580+ homes (November 30, 2023), demonstrating strong demand for new single-family homes near Atlanta, Georgia. 2,600+ jobs have been created (October 31, 2023), which is more than enough for all EB-5 investors in the project to receive their permanent green cards.

3

Rural qualification means faster processing and 20% EB-5 visa set aside

Rural qualification means faster I-526E application processing and access to the 20% EB-5 visa set aside category. EB-5 investors will receive their temporary green cards faster and avoid visa backlogs. **No country is backlogged in the rural designation; China, Vietnam, and India are CURRENT in this category.**

4

Kolter has experience developing thousands of single-family homes; the project has an experienced EB-5 team

Kolter is one of the top 25 largest private single-family home builder in the U.S. Kolter has over \$24 billion of in process and realized development, including 20,000 single-family homes. EB5AN is one of the largest and most experienced EB-5 regional center operators with 10+ regional centers sponsoring 2,300+ EB-5 investors from 60+ countries.

Twin Lakes Georgia: Single-Family Home Community with Amenities

This rural TEA project qualifies for an \$800,000 investment with priority processing and a 20% visa set aside.

KolterHomes.com



Single-Family Home Community with Amenities

Kolter has
20,000+
homes
developed
and in-process

EB-5 Capital
\$80M, ~12%
of total cost

Total project cost
\$662.3M

**Construction
already
underway**

Rural TEA
provides priority
processing and
visa set asides to
avoid backlog

Construction
loan with
**Third Coast
Bank**

Total EB-5
job creation
6,934 jobs

11+ jobs
already created
for each
\$800K investor

2,600+ jobs
already created as
of October 31, 2023

Prior Twin Lakes Georgia EB-5 Fund Has Received I-956F Approval

The NCE for this project (Fund XXI) submitted Form I-956F in December 2023, which is currently pending.

I-956F Approval Letter for EB5AN Twin Lakes Georgia Fund XIV, LP



Effective as of the date of this notice, and as discussed further below, USCIS approves the Regional Center's request.

I. Determination of EB-5 Compliance for an initial I-956F, Application for Approval of an Investment in a Commercial Enterprise

Through this Form I-956F and the documents submitted, the Regional Center requests determination of EB-5 compliance for an initial I-956F, Application for Approval of an Investment in a Commercial Enterprise. The Regional Center presented evidence asserting that 50 investors will invest \$40.0 million into **EB5AN Twin Lakes Georgia Fund XIV** – the new commercial enterprise (NCE). The NCE will lend the entire amount to KH Twin Lakes, the job creating entity (JCE). The JCE intends to develop a new, real estate development consisting of 1,300 Single-family residences and assorted amenities and is located in Hoschton, Georgia. The Regional Center asserts construction activity will last longer than two years.

After review of the documents submitted in connection with this request, USCIS has determined that the Regional Center has demonstrated that the initial I-956F, Application for Approval of an Investment in a Commercial Enterprise complies with EB-5 requirements.

USCIS approves the Form I-956F based on evidence submitted indicating that the investment from EB-5 petitioners will create approximately 3,135 direct jobs and 3,810 indirect/induced jobs for an estimated job total of 6,944.²

USCIS also approves the Regional Center's assertion that the JCE is principally doing business within a rural area.

USCIS has determined that the project complies with EB-5 program requirements

USCIS approves the project's job creation methodology

USCIS approves the Regional Center's assertion that the project is principally doing business in a rural area

A prior EB-5 fund in the Twin Lakes Georgia project has Form I-956F "Exemplar" approval from USCIS.


The project structure, rural TEA qualification, and job creation methodology comply with EB-5 program requirements.

Twin Lakes Georgia Is One of 13 Cresswind Communities

Cresswind is a national award-winning lifestyle program and residential community brand.

Cresswind is a national, award-winning lifestyle program very popular among retirees for its focus on fitness, relationships, education, and entertainment.


Residents of Cresswind communities enjoy access to dedicated lifestyle directors who support residents and help them achieve goals and live their lives to the fullest.



Kolter Parent Company KL Holdco LLC Is Providing Three Guaranties


EB-5 investors enjoy unparalleled security with multiple guaranties from a company with a large, diversified balance sheet

EB-5 loan repayment guaranty




Increases the safety and likelihood of the timely repayment of EB-5 funds

I-526E approval refund guaranty



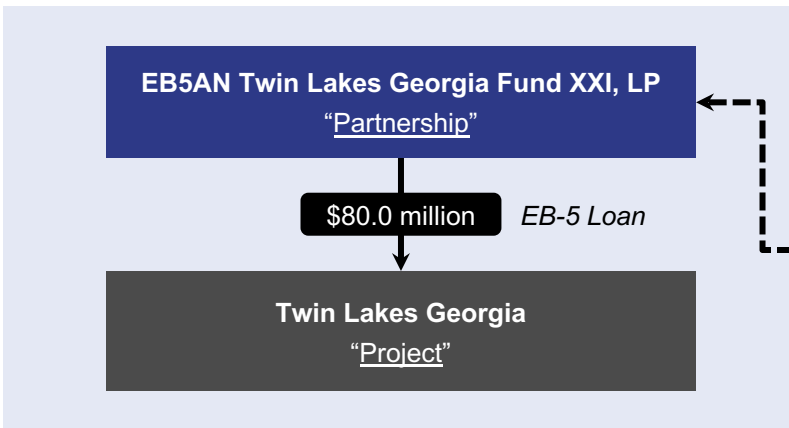
Accelerated repayment of EB-5 funds if the I-526E petition is not approved

Job creation guaranty

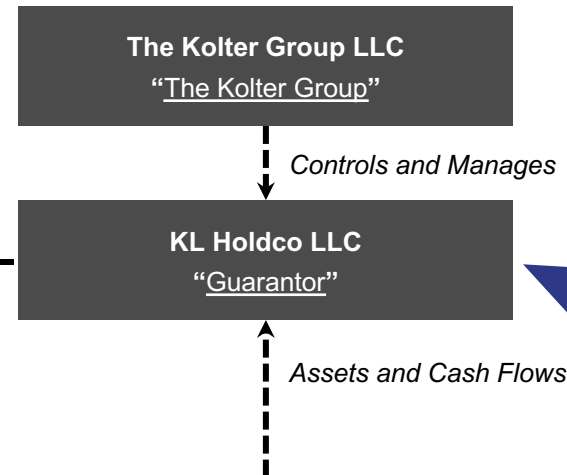



Reduces the risk of not obtaining the permanent green card

EB-5 Loan Repayment Guaranty Increases Investor Financial Safety



EB-5 Loan Repayment Guaranty



Guarantor has guaranteed to repay the EB-5 loan made to the Project.

Guarantor is a diversified parent company that owns 35+ real estate development projects.

We are happy to share the Guarantor's financial statements.

Just ask.

KOLTER

Since 1997, Kolter has invested in over 180 projects with expected value of over \$24.0 billion, including over 20,000 single-family homes. Kolter has repaid billions of dollars in borrowed funds and has never failed to repay a loan or to complete a real estate development project.

35+ Kolter real estate development projects across 10+ diversified markets

“At-Risk” Requirement Compliance

USCIS EB-5 Program Rules allow for a Parent Company Repayment Guaranty; this structure does not violate the “at-risk” requirement. Although it is highly unlikely that Kolter will fail to repay the EB-5 loan, it is still theoretically possible, and thus satisfies the “at-risk” requirement.

An EB-5 loan secured by a diversified parent company with substantial assets is extremely rare. Almost all EB-5 loan investments are unsecured or secured with only an equity pledge on a single asset. Our EB-5 loan repayment guaranty structure significantly reduces repayment risk for our EB-5 investors.

Enough EB-5 Eligible Jobs Have Already Been Created for Each \$800,000 EB-5 Investor to Receive 10+ Jobs as of October 31, 2023

EB-5 Job Requirement

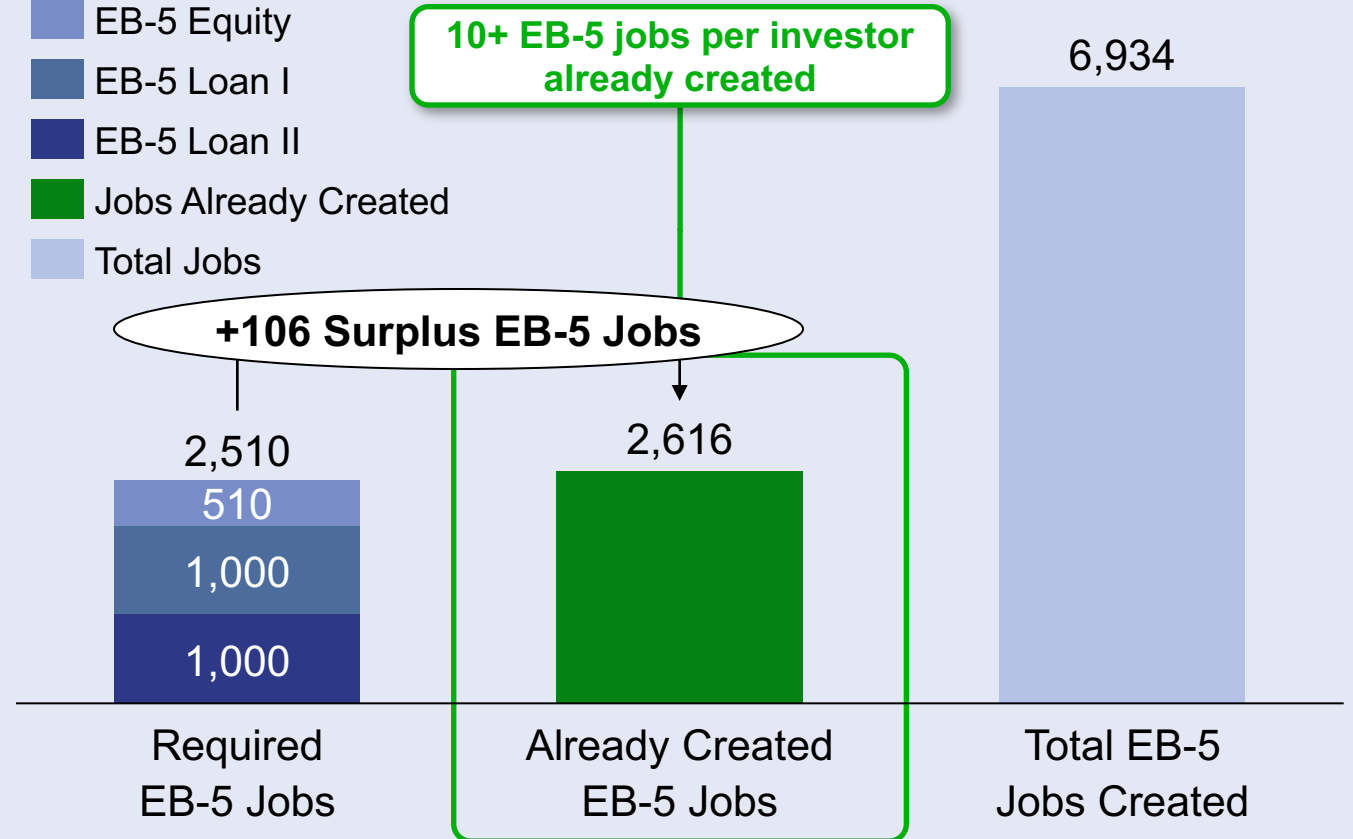
2,510 jobs required

= (100 Loan II investors @ \$800K each + 100 Loan I investors @ \$800K each + 50 preferred equity investors @ \$800K each + 1 investor @ \$900K) x 10 jobs

Twin Lakes Georgia has already created more than the 10 required jobs for each EB-5 investor to receive his/her permanent green card.

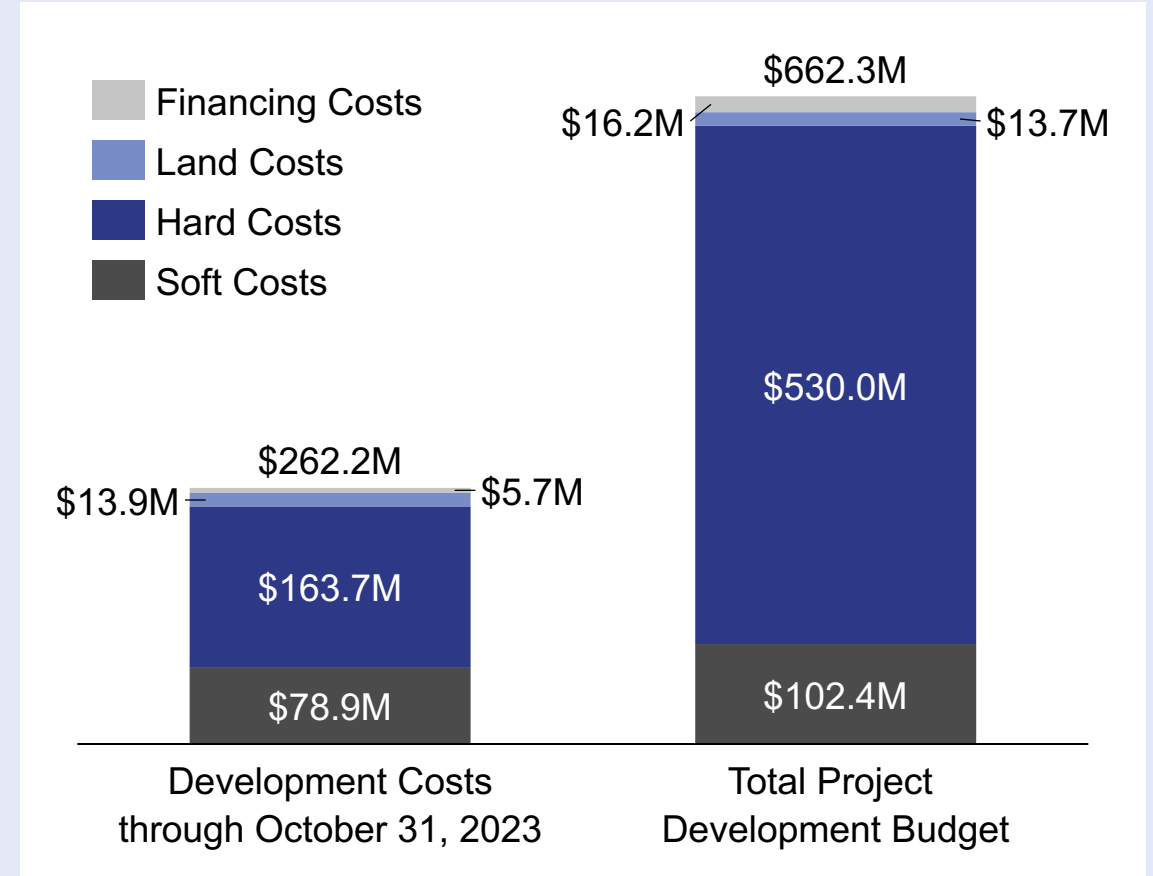
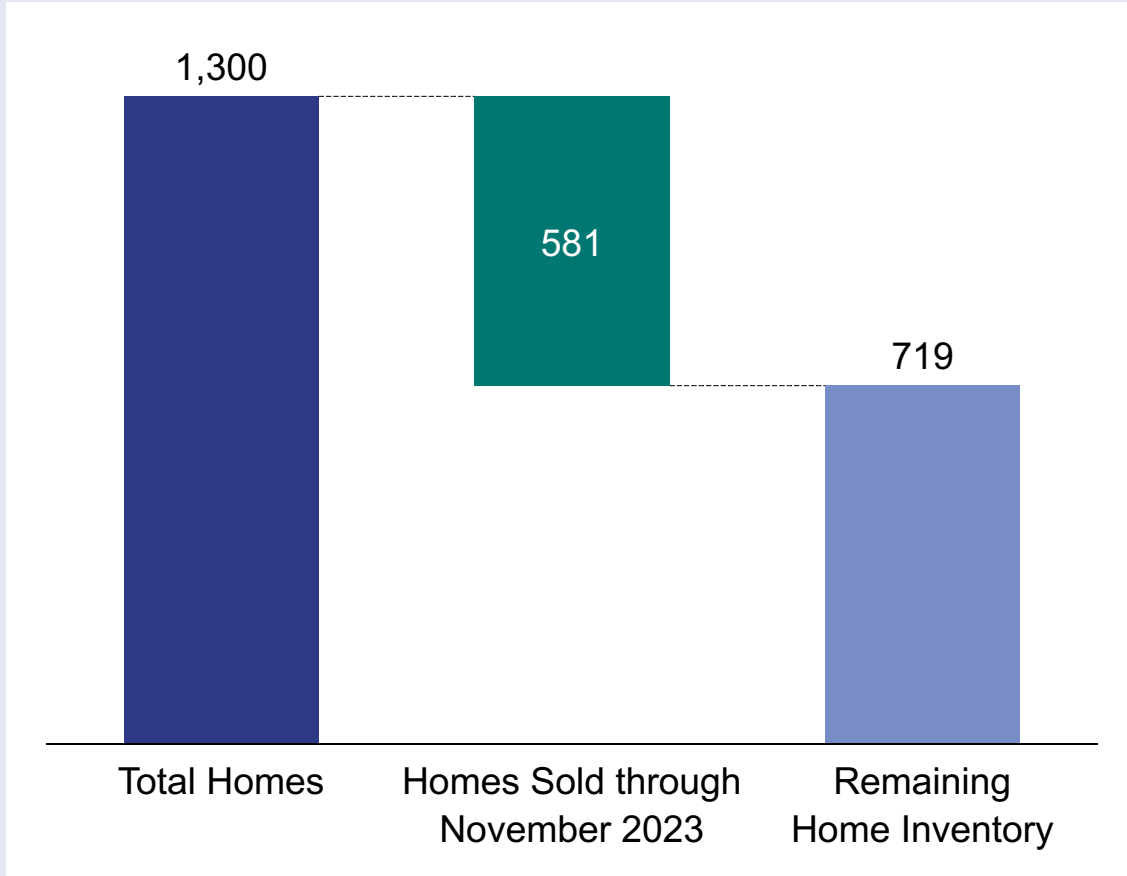
2,616 EB-5 Jobs Already Created from Construction

- EB-5 Equity
- EB-5 Loan I
- EB-5 Loan II
- Jobs Already Created
- Total Jobs



Twin Lakes Georgia Home Sales and Development Cost Status

Kolter has sold 581 homes and has spent more than \$260 million on development costs
(through November 30, 2023 and October 31, 2023, respectively)





KOLTER

Boynton Beach Multifamily (Equity) \$800K Urban TEA Project Details



Boynton Beach Multifamily by Kolter: 5.0% EB-5 Investor Annual Return

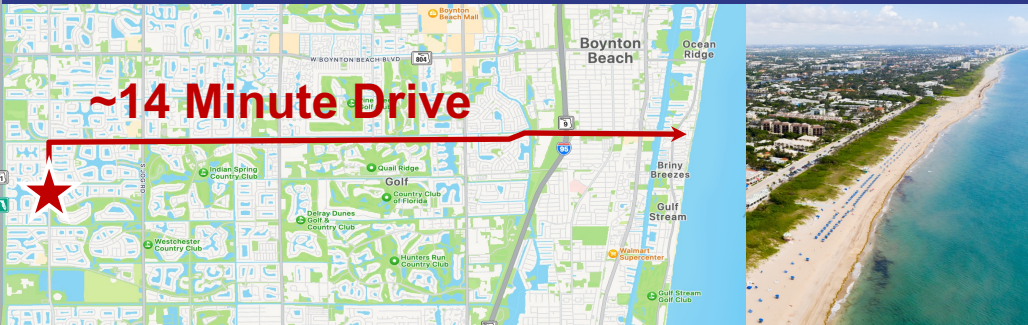
This urban TEA project qualifies for an \$800,000 investment with a 10% visa set aside.

Kolter.com

Limited Spots Available



Just 8 Miles to Atlantic Coastline



Multi-Family Community with Amenities

Kolter has **\$24B** of development experience since 1997, with a perfect track record

5.0% above-market EB-5 investor preferred annual return

\$100K+ target EB-5 investor total return on investment

Shorter **3.75-year** investment timeline reduces duration of funds at risk

A+ urban infill location minutes from the ocean and Florida Turnpike

Active adult (55+) with favorable **Florida retiree** demographics

Equity makes up **~45%** of capital stack

Total project cost of **\$90.2M**

Urban TEA provides access to 10% visa set aside

EB5AN–Kolter Portfolio of Regional Center Projects in Florida

EB5AN and Kolter have collaborated on 11 projects in Florida.

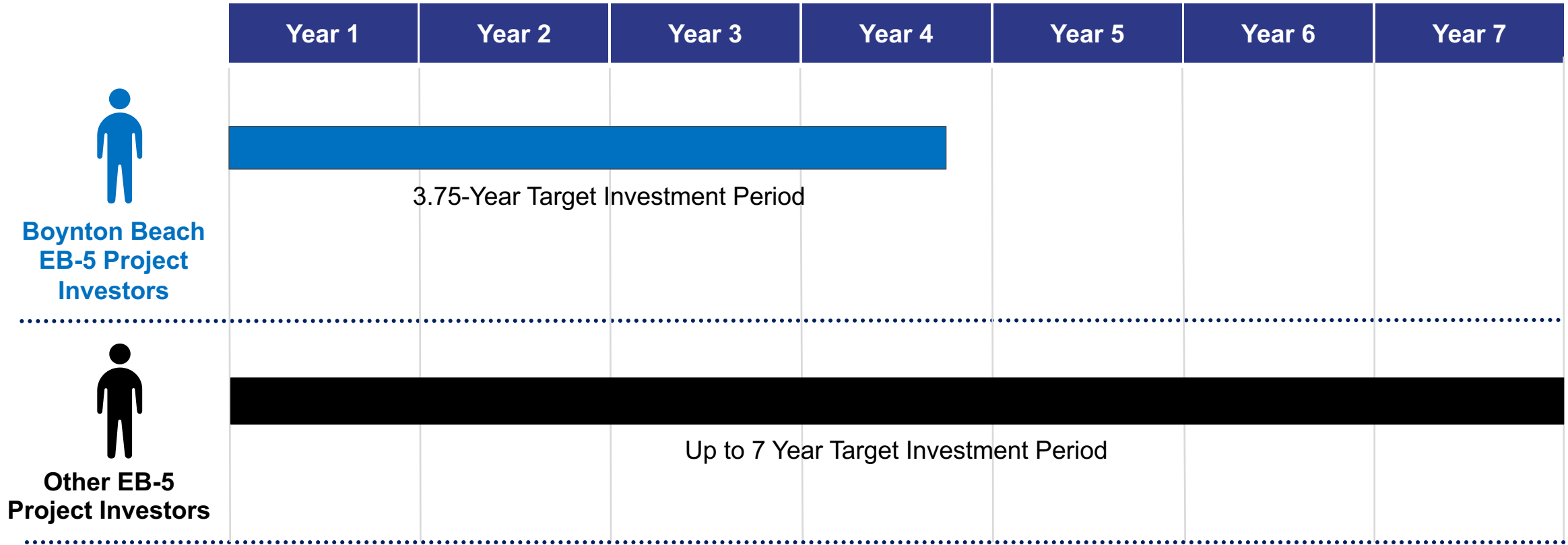
EB5AN-Kolter Regional Center Projects: 11 Project Locations in Florida

Artistry Homes Sarasota	1 Sarasota, FL
Westin Hotel Sarasota	2 Sarasota, FL
Hyatt Place Boca Raton	3 Boca Raton, FL
Hyatt Fort Lauderdale Phases I & II (100 Las Olas)	4 Fort Lauderdale, FL
Marriott Delray Beach	5 Delray Beach, FL
Mark Sarasota	6 Sarasota, FL
VUE Sarasota	7 Sarasota, FL
Water Club	8 North Palm Beach, FL
ONE St. Petersburg	9 St. Petersburg, FL
Saltaire St. Petersburg Phases I & II	10 St. Petersburg, FL
Boynton Beach Multifamily	11 Boynton Beach, FL



Boynton Beach Offers EB-5 Investors a Shorter Target Investment Period

The project's structure targets a faster EB-5 investor repayment, with a 3.75-year target investment period.



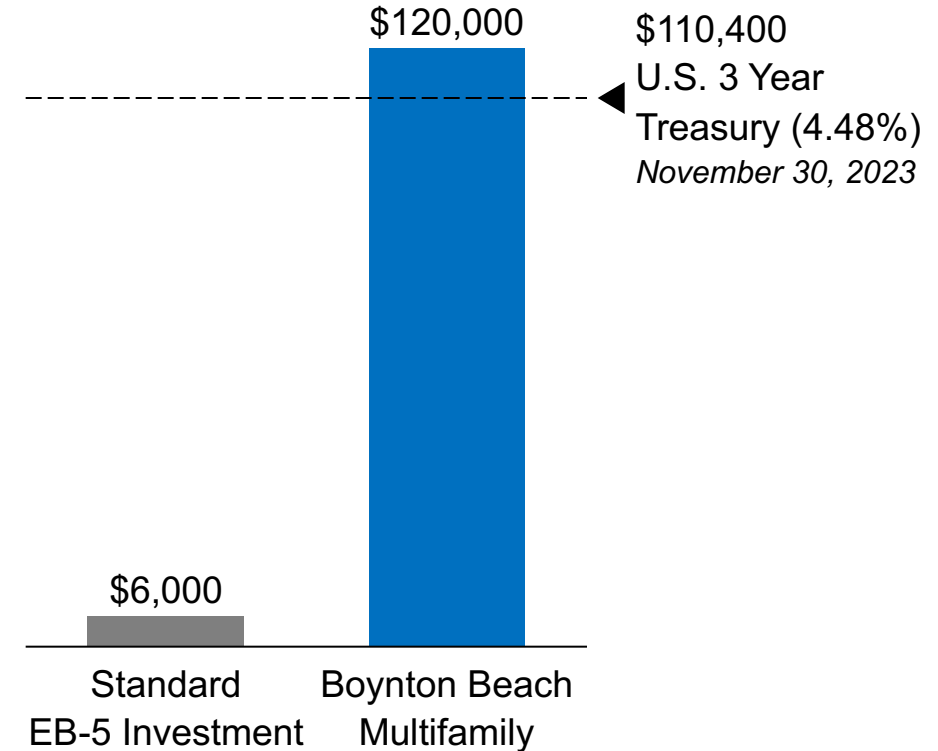
Typically, EB-5 investments have a term of 5 to 7 years, but investors in the Boynton Beach Multifamily project can expect to receive repayment of investment in a much shorter period.

EB-5 Investor's Anticipated Return on Investment

Boynton Beach Multifamily offers EB-5 investors above-market returns.

	Investment Amount		Preferred Return		Annual Return
Boynton Beach Multifamily	\$800,000	x	5.0%	=	\$40,000
Standard EB-5 Investments	\$800,000	x	0.25%	=	\$2,000

Example Return After 3 Years



Typically, EB-5 investments offer a 0.25% preferred return, compared to a 5.0% preferred return in Boynton Beach Multifamily.

Table of Contents

① About EB5AN

② EB5AN EB-5 Projects

③ I-526 Petition Statistics

④ I-829 Petition Statistics

⑤ I-526 and I-829 Petition Comparisons

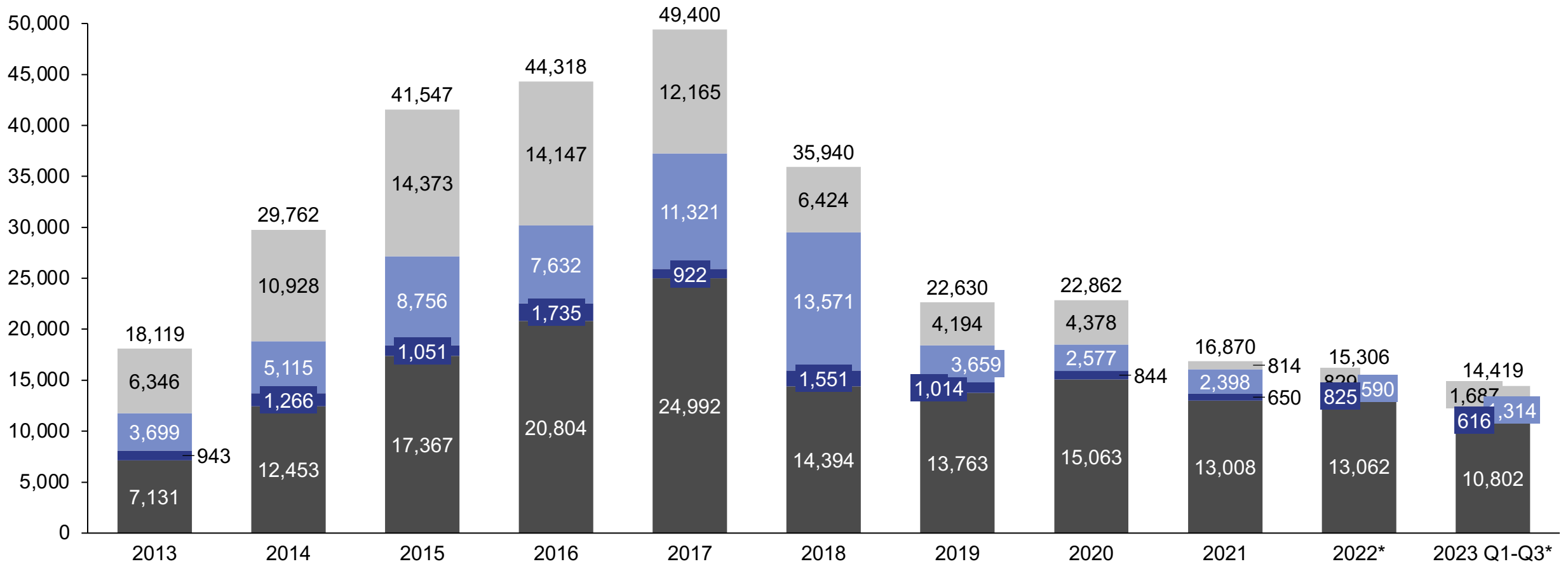


I-526 Petitions by Case Status

By fiscal year, FY2013-2023 Q3

Receipts Approved Denied Pending

I-526 Petitions by Case Status



* Includes I-526E, Immigrant Petition by Regional Investor

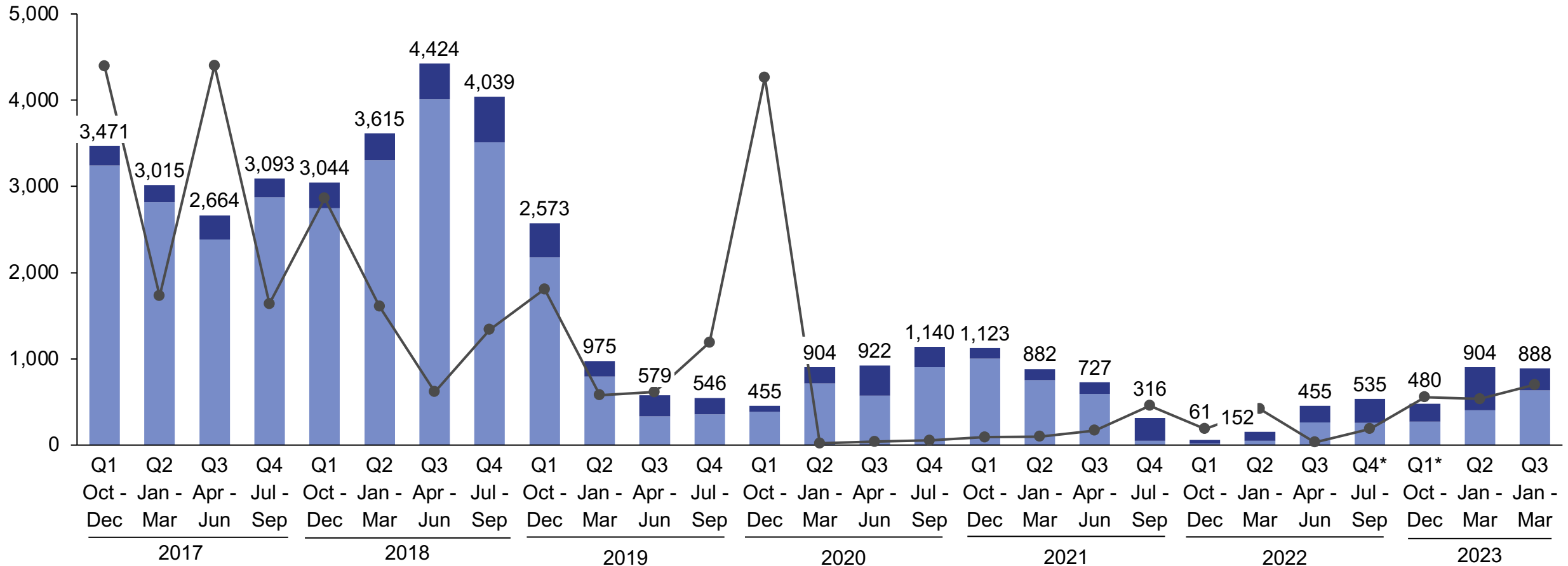
Source: Department of Homeland Security, U.S. Citizenship and Immigration Services, Performance Reporting Tool, queried October 2023

I-526 Petition Processing and Receipts

By quarter, FY2017-2023 Q3

I-526 Petitions

Denials Approvals Receipts



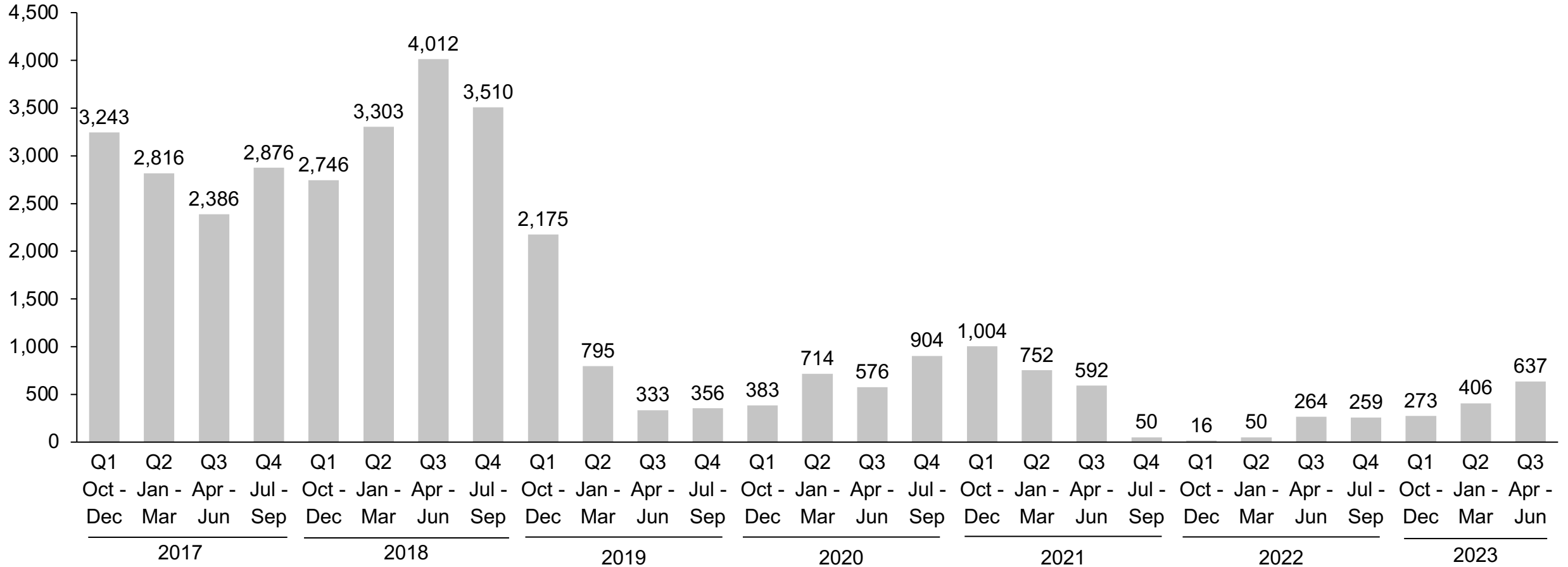
* Includes I-526E, Immigrant Petition by Regional Investor

Source: Department of Homeland Security, U.S. Citizenship and Immigration Services, Performance Reporting Tool, queried October 2023

I-526 Petition Approvals

By quarter, FY2017-2023 Q3

I-526 Petition Approvals

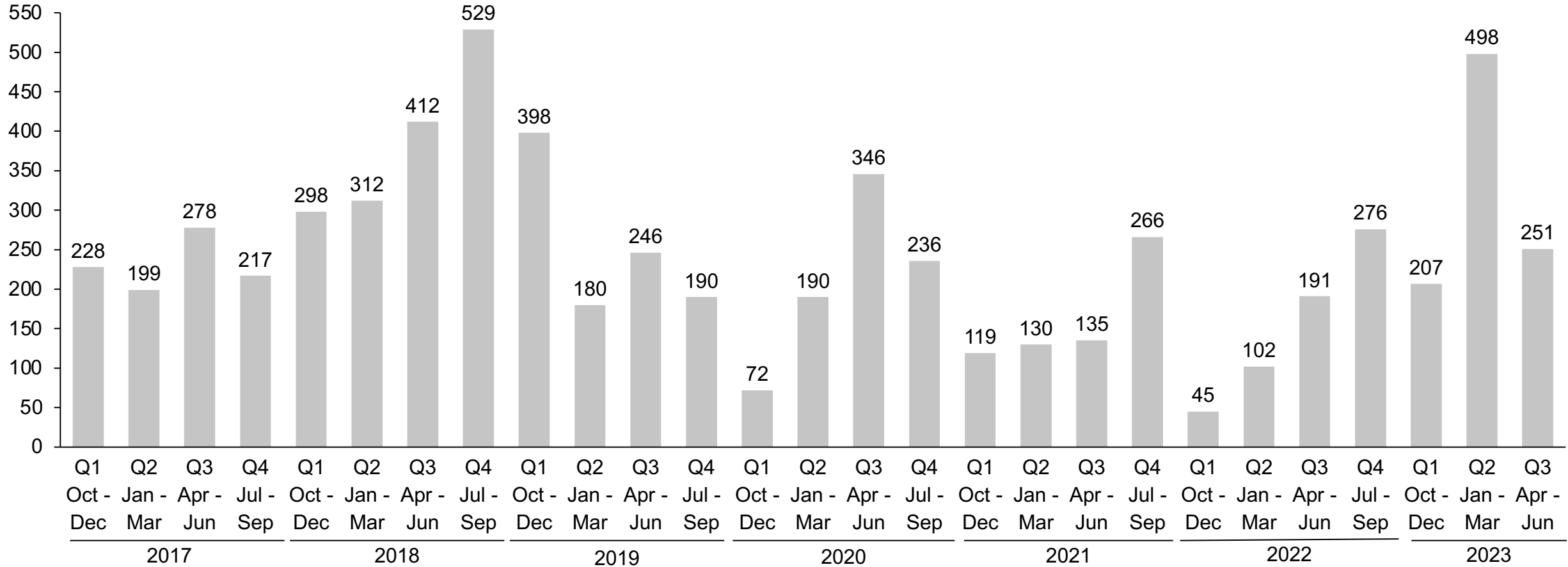


Source: Department of Homeland Security, U.S. Citizenship and Immigration Services, Performance Reporting Tool, queried October 2023

I-526 Petition Denials

By quarter, FY2017-2023 Q3

I-526 Petition Denials

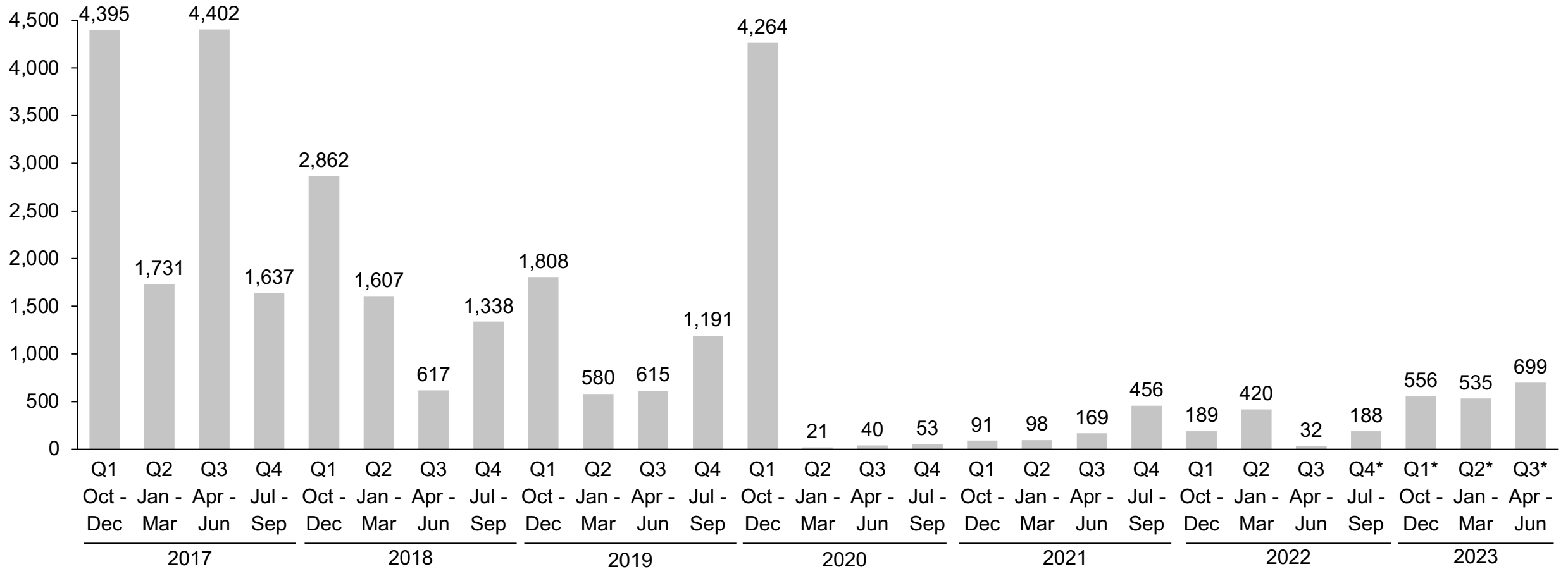


Source: Department of Homeland Security, U.S. Citizenship and Immigration Services, Performance Reporting Tool, queried October 2023

I-526 (Legacy) Petition Receipts

By quarter, FY2017-2023 Q3

I-526 Petition Receipts



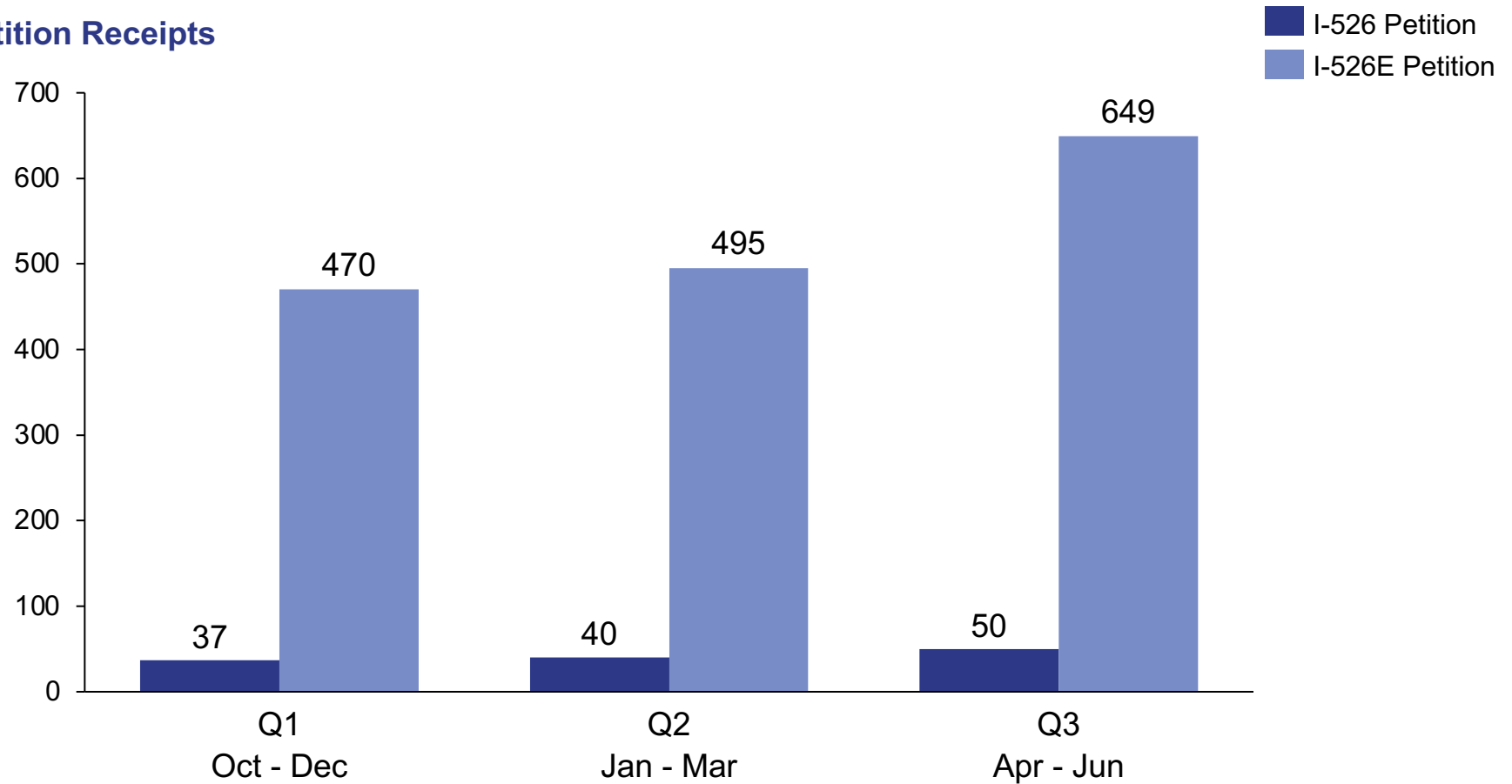
* Includes I-526E, Immigrant Petition by Regional Investor

Source: Department of Homeland Security, U.S. Citizenship and Immigration Services, Performance Reporting Tool, queried October 2023

I-526 & I-526E Petition Receipts

By quarter, FY2023 Q3

Petition Receipts



I-526, Immigrant Petition by Standalone Investor

I-526E, Immigrant Petition by Regional Center Investor

Source: Department of Homeland Security, U.S. Citizenship and Immigration Services, Performance Reporting Tool, queried October 2023

I-526 Petitions by Case Status

By fiscal year, FY2013-2023 Q3

	2013	2014	2015	2016	2017	2018	2019	2020	2021	2022*	2023 Q1-Q3*
Petitions received	6,346	10,928	14,373	14,147	12,165	6,424	4,194	4,378	814	829	1,687
Growth rate	5%	72%	32%	-2%	-14%	-47%	-35%	4%	-81%	2%	103%
Approved	3,699	5,115	8,756	7,632	11,321	13,571	3,659	2,577	2,398	590	1,314
Approved rate	1%	38%	71%	-13%	48%	20%	-73%	-30%	-7%	-75%	123%
Denied	943	1,266	1,051	1,735	922	1,551	1,014	844	650	825	616
Denied rate	-1%	34%	-17%	65%	-47%	68%	-35%	-17%	-23%	27%	-25%
Pending	7,131	12,453	17,367	20,804	24,992	14,394	13,763	15,063	13,008	13,062	10,802
Pending rate	42%	75%	39%	20%	20%	-42%	-4%	9%	-14%	0.42%	-17.30%

* Includes I-526E, Immigrant Petition by Regional Investor

Source: Department of Homeland Security, U.S. Citizenship and Immigration Services, Performance Reporting Tool, queried October 2023

I-526 Petitions by Case Status

By quarter, FY2019-2023 Q3

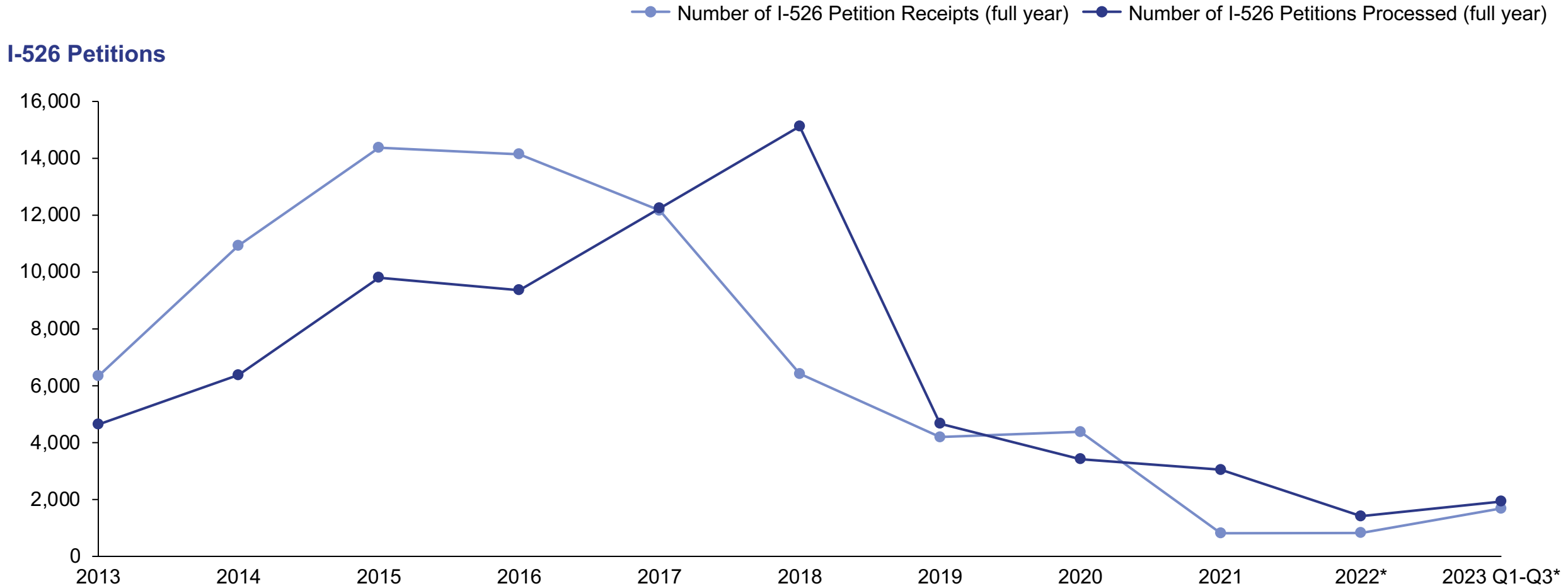
	2018				2019				2020				2021				2022				2023		
	Q1	Q2	Q3	Q4	Q1	Q2	Q3	Q4	Q1	Q2	Q3	Q4	Q1	Q2	Q3	Q4	Q1	Q2	Q3	Q4	Q1	Q2	Q3
Petitions received	2,862	1,607	617	1,338	1,808	580	615	1,191	4,264	21	40	53	91	98	169	456	189	420	32	188	556	535	699
Growth rate	75%	-44%	-62%	117%	35%	-68%	6%	94%	258%	-100%	90%	33%	72%	8%	72%	170%	-59%	122%	-92%	488%	196%	-4%	31%
Approved	2,746	3,303	4,012	3,510	2,175	795	333	356	383	714	576	904	1,004	752	592	50	16	50	264	259	273	406	637
Approved rate	-5%	20%	21%	-13%	-38%	-63%	-58%	7%	8%	86%	-19%	57%	11%	-25%	-21%	-92%	-68%	213%	428%	-2%	5%	49%	57%
Denied	298	312	412	529	398	180	246	190	72	190	346	236	119	130	135	266	45	102	191	276	207	498	251
Denied rate	37%	5%	32%	28%	-25%	-55%	37%	-23%	-62%	164%	82%	-32%	-50%	9%	4%	97%	-83%	127%	87%	45%	-25%	141%	-50%
Pending	22,475	20,455	17,126	14,394	13,508	13,105	13,070	13,763	17,468	16,633	15,955	15,063	13,746	13,044	12,798	13,008	13,132	13,385	12,988	13,062	13,232	11,602	10,802
Pending rate	-10%	-9%	-16%	-16%	-6%	-3%	0%	5%	27%	-5%	-4%	-6%	-9%	-5%	-2%	2%	1%	2%	-3%	1%	1%	-12%	-7%

* Includes I-526E, Immigrant Petition by Regional Investor

Source: Department of Homeland Security, U.S. Citizenship and Immigration Services, Performance Reporting Tool, queried October 2023

I-526 Petition Receipts Versus Processing

By fiscal year, FY2013-2023 Q3



* Includes I-526E, Immigrant Petition by Regional Investor

Source: Department of Homeland Security, U.S. Citizenship and Immigration Services, Performance Reporting Tool, queried October 2023

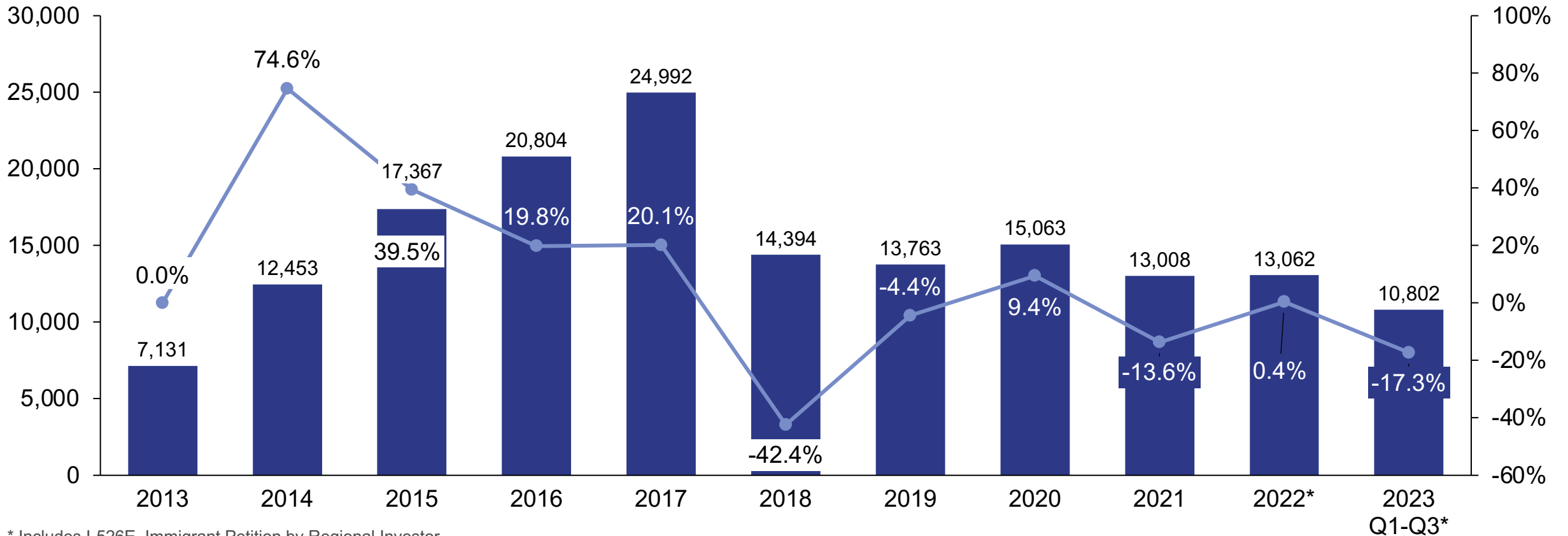
I-526 Petitions Pending and Year-Over-Year Backlog Growth

By fiscal year, FY2013-2023 Q3

■ Number of I-526 Petitions Pending ● YOY Growth (%) of Pending I-526 Petitions

I-526 Petitions Pending

YOY Growth (%) of I-526 Petition Backlog



* Includes I-526E, Immigrant Petition by Regional Investor

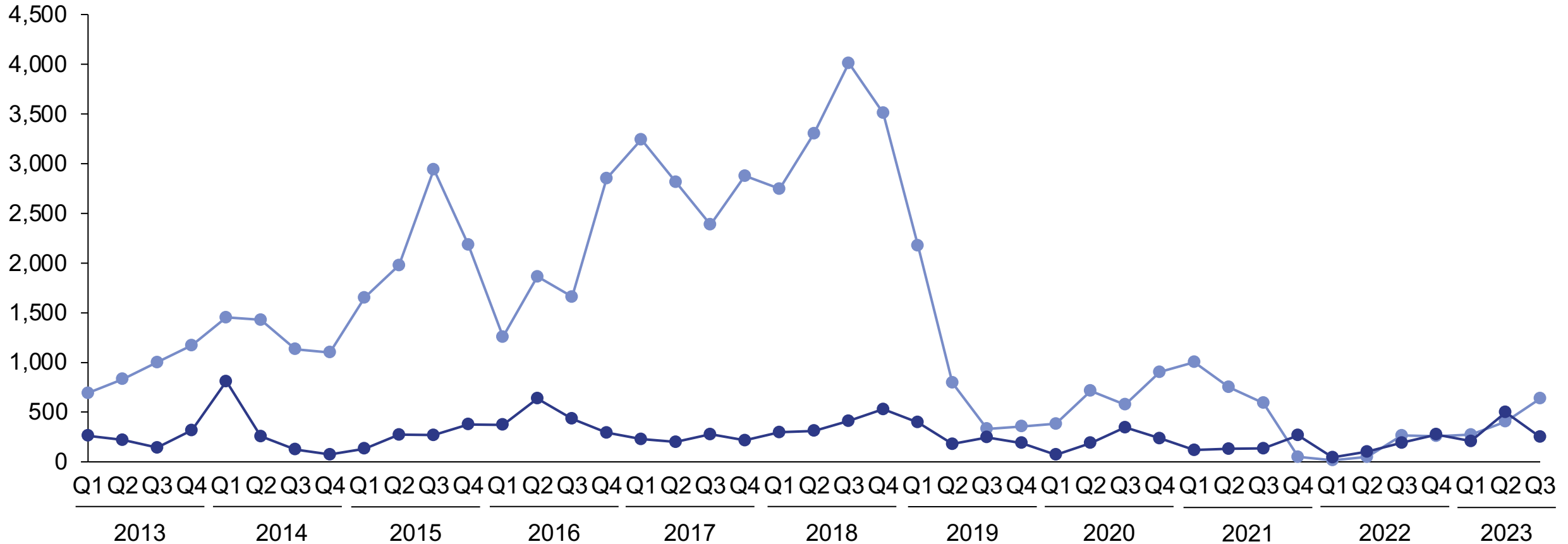
Source: Department of Homeland Security, U.S. Citizenship and Immigration Services, Performance Reporting Tool, queried October 2023

I-526 Petition Approval and Denial Trends

By quarter, FY2013-2023 Q3

— Approvals — Denials

I-526 Petitions



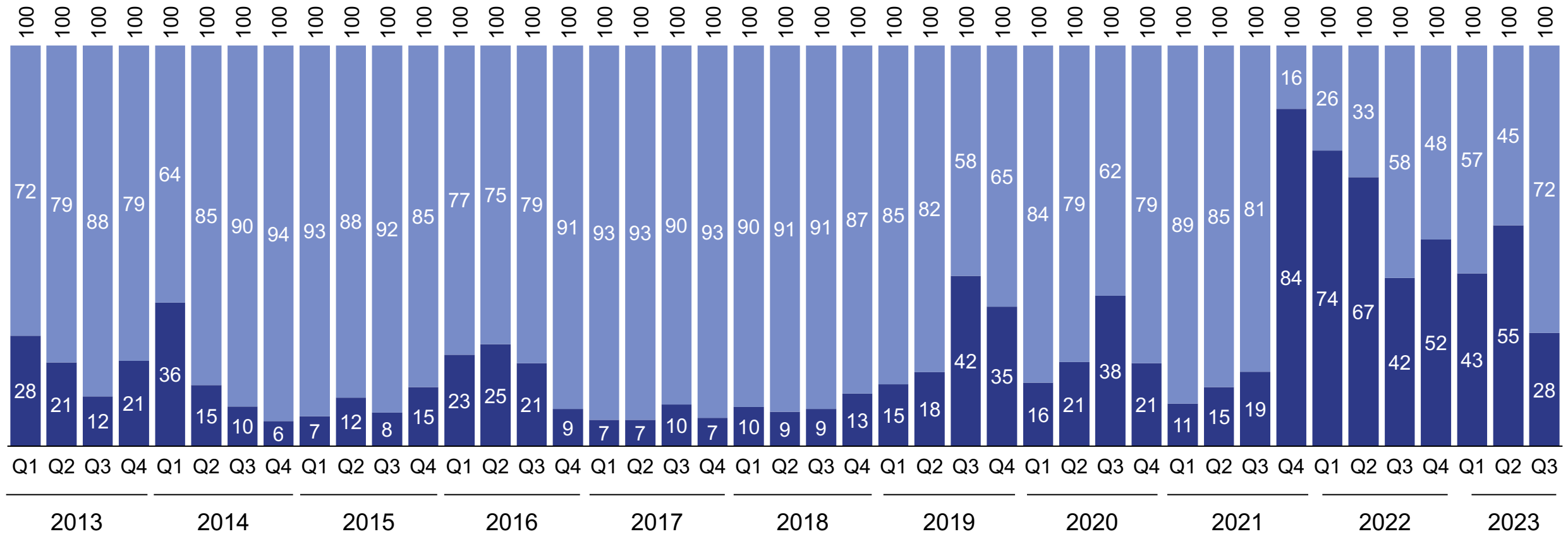
Source: Department of Homeland Security, U.S. Citizenship and Immigration Services, Performance Reporting Tool, queried October 2023

I-526 Petition Approval and Denial Rates

By quarter, FY2013-2023 Q3

Approval Rate Denial Rate

I-526 Petition Approval and Denial Rates



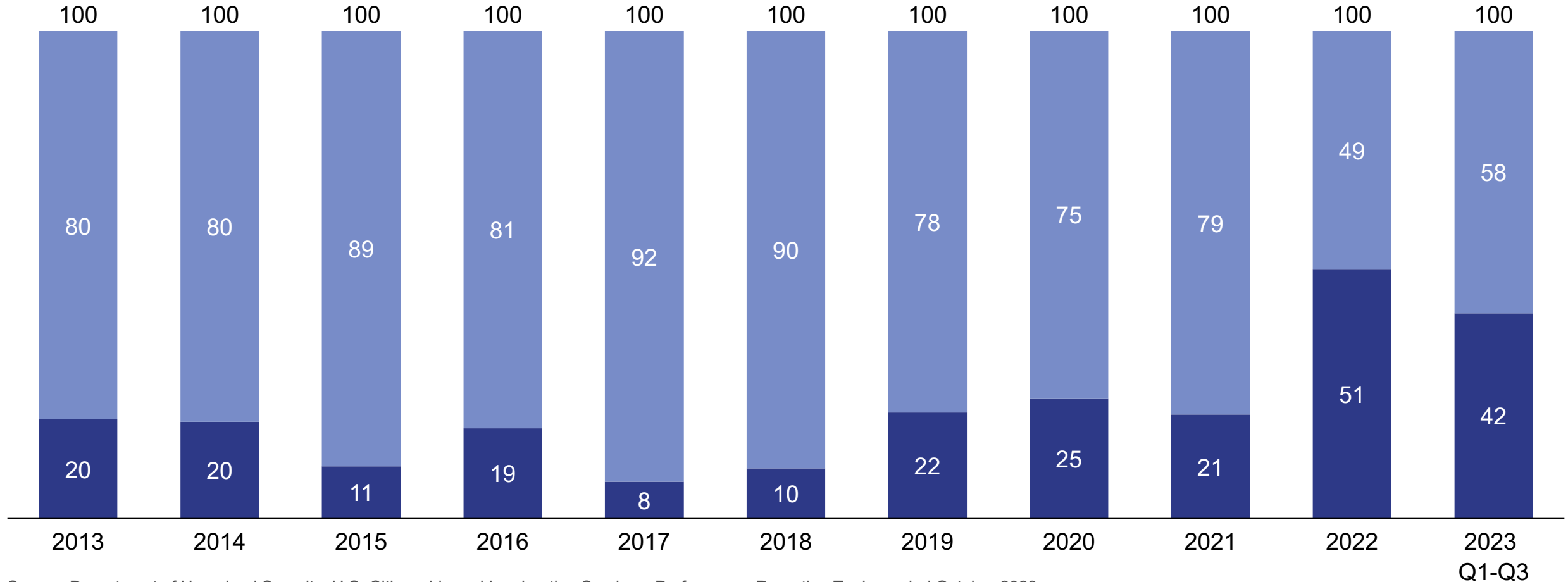
Source: Department of Homeland Security, U.S. Citizenship and Immigration Services, Performance Reporting Tool, queried October 2023

I-526 Petition Approval and Denial Rates

By fiscal year, FY2013-2023 Q3

Approval Rate Denial Rate

I-526 Petition Approval and Denial Rates



Source: Department of Homeland Security, U.S. Citizenship and Immigration Services, Performance Reporting Tool, queried October 2023

Table of Contents

① About EB5AN

② EB5AN EB-5 Projects

③ I-526 Petition Statistics

④ I-829 Petition Statistics

⑤ I-526 and I-829 Petition Comparisons

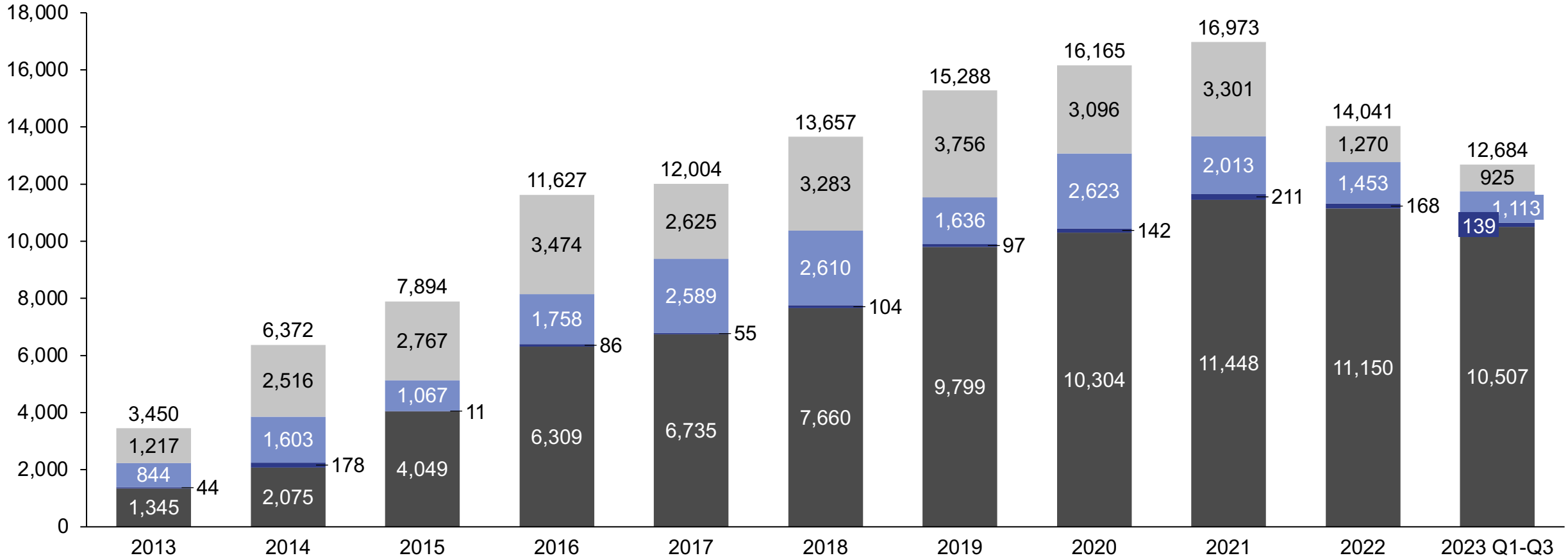


I-829 Petitions by Case Status

By fiscal year, FY2013-2023 Q3

Receipts Approvals Denials Pending

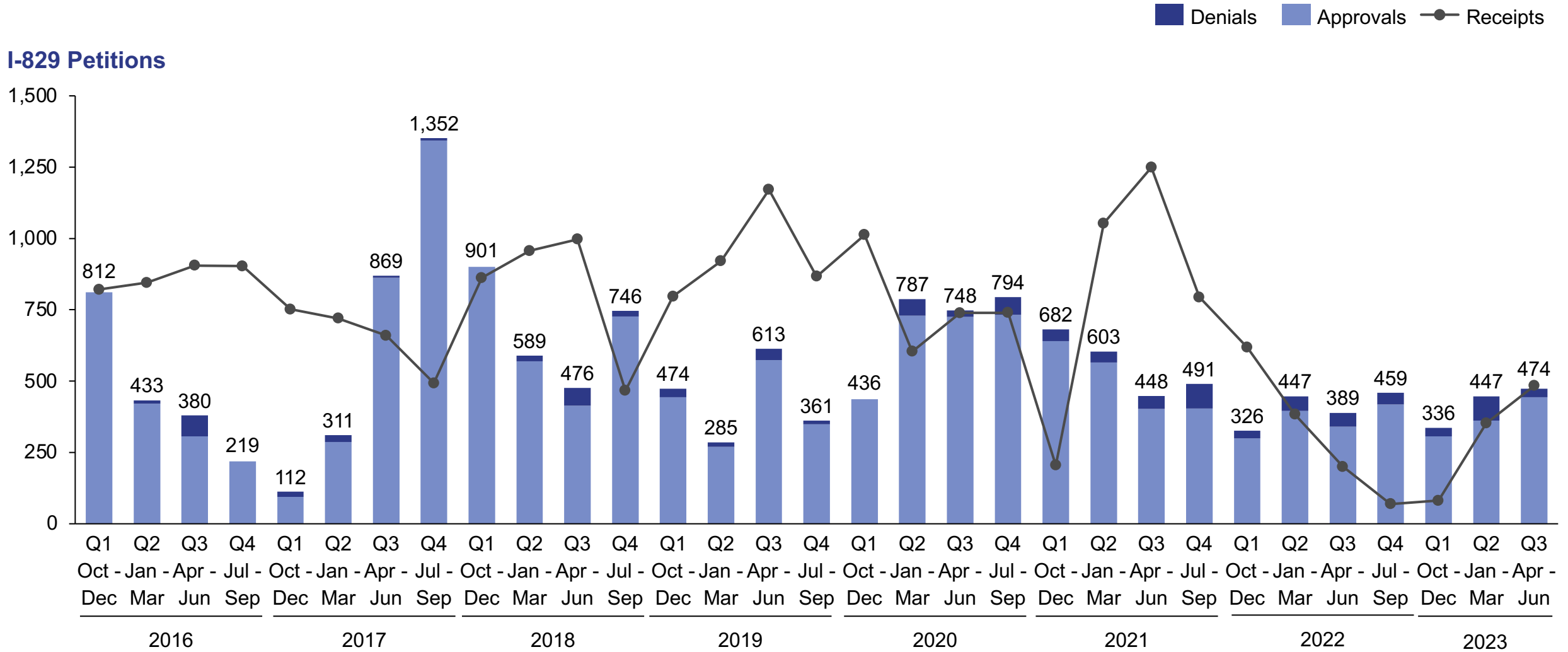
I-829 Petitions by Case Status



Source: Department of Homeland Security, U.S. Citizenship and Immigration Services, Performance Reporting Tool, queried October 2023

I-829 Petition Processing and Receipts

By quarter, FY2018-2023 Q3

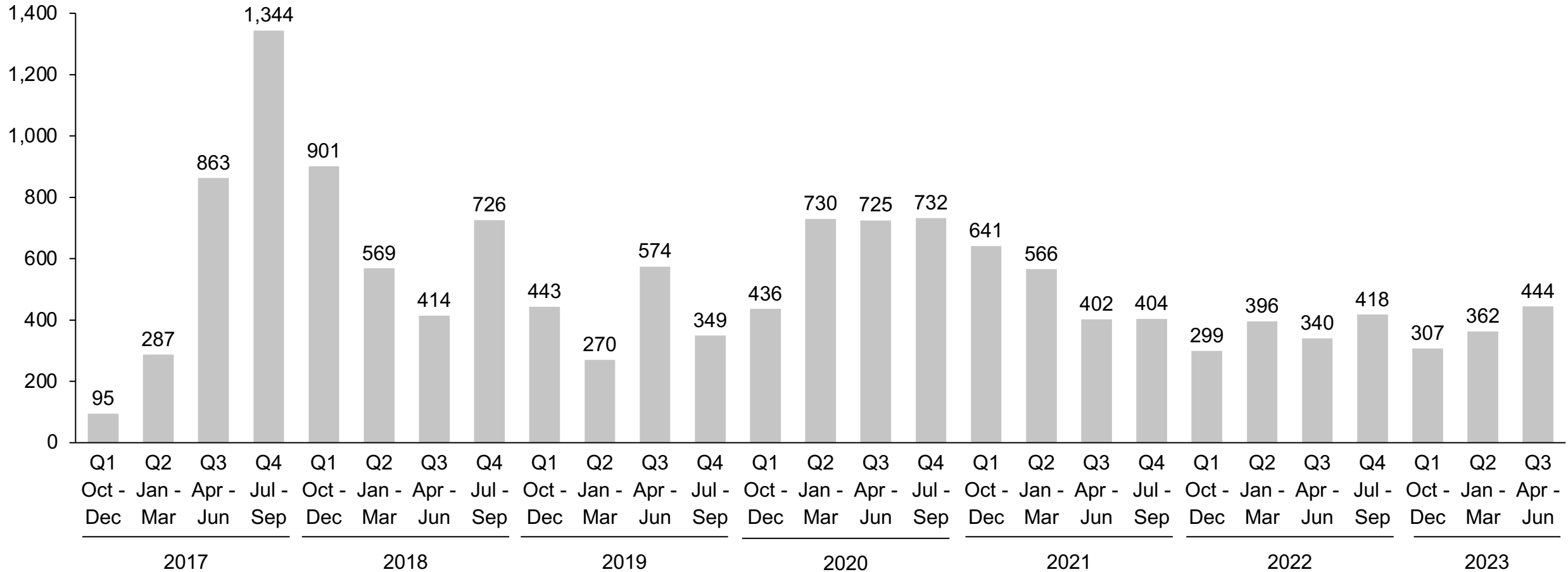


Note: The number of I-829 denial of the first quarters of FY2018 and FY2020 was withheld by USCIS, citing protection of privacy

I-829 Petition Approvals

By quarter, FY2017-2023 Q3

I-829 Petition Approvals

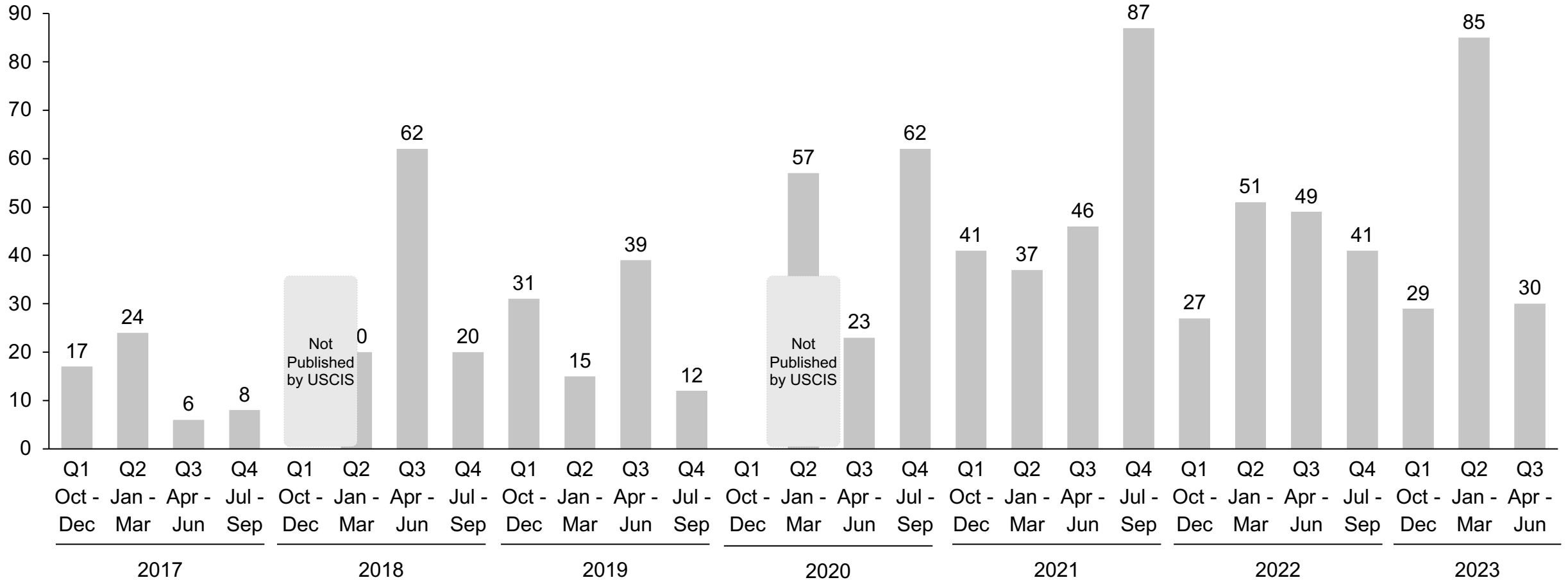


Source: Department of Homeland Security, U.S. Citizenship and Immigration Services, Performance Reporting Tool, queried October 2023

I-829 Petition Denials

By quarter, FY2017-2023 Q3

I-829 Petition Denials

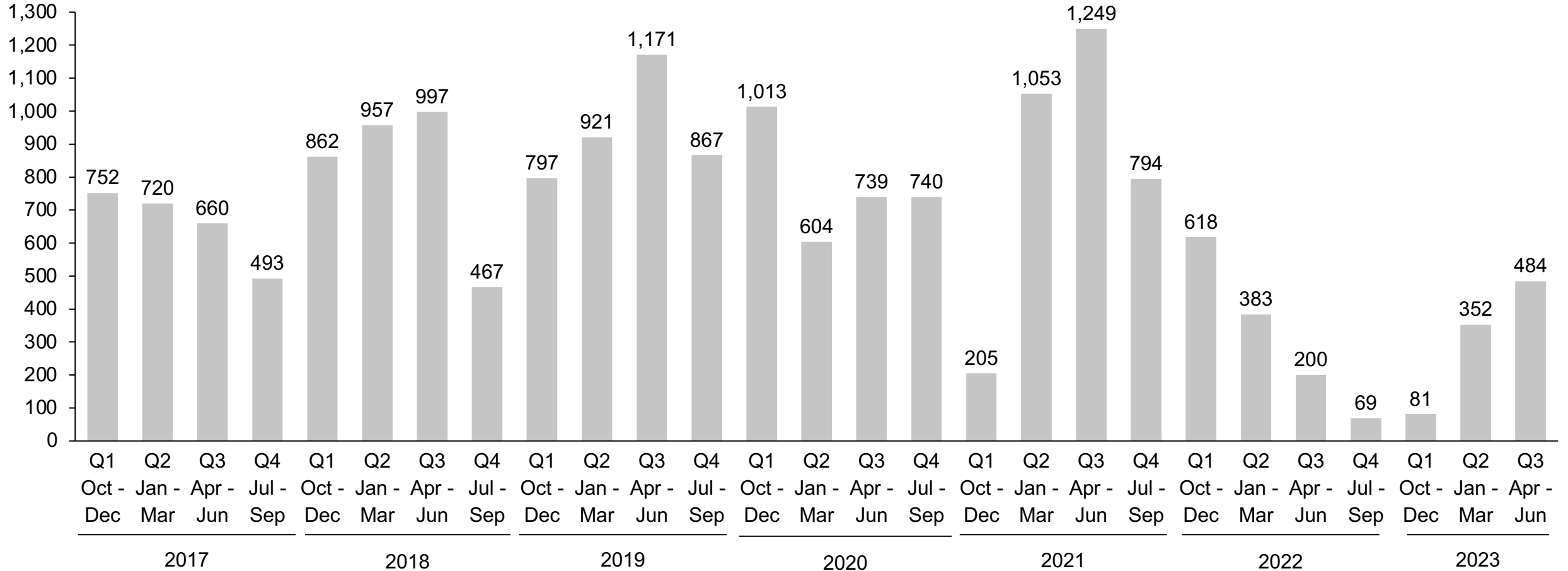


Source: Department of Homeland Security, U.S. Citizenship and Immigration Services, Performance Reporting Tool, queried October 2023

I-829 Petition Receipts

By quarter, FY2017-2023 Q3

I-829 Petition Receipts



Source: Department of Homeland Security, U.S. Citizenship and Immigration Services, Performance Reporting Tool, queried October 2023

I-829 Petitions by Case Status

By fiscal year, FY2013-2023 Q3

	2013	2014	2015	2016	2017	2018	2019	2020	2021	2022	2023 Q1-Q3
Petitions received	1,217	2,516	2,767	3,474	2,625	3,283	3,756	3,096	3,301	1,270	925
Growth rate	71%	107%	10%	26%	-24%	25%	14%	-18%	7%	-62%	-27%
Approved	844	1,603	1,067	1,758	2,589	2,610	1,636	2,623	2,013	1,453	1,113
Approved growth rate	15%	90%	-33%	65%	47%	1%	-37%	60%	-23%	-28%	-23%
Denied	44	178	11	86	55	104	97	142	211	168	139
Denied growth rate	-27%	305%	-94%	682%	-36%	89%	-7%	46%	49%	-20%	-17%
Pending	1,345	2,075	4,049	6,309	6,735	7,660	9,799	10,304	11,448	11,150	10,507
Pending growth rate	33%	54%	95%	56%	7%	14%	28%	5%	11%	-3%	-6%

Source: Department of Homeland Security, U.S. Citizenship and Immigration Services, Performance Reporting Tool, queried October 2023

I-829 Petitions by Case Status

By quarter, FY2021-2023 Q3

	2018				2019				2020				2021				2022				2023		
	Q1	Q2	Q3	Q4	Q1	Q2	Q3	Q4	Q1	Q2	Q3	Q4	Q1	Q2	Q3	Q4	Q1	Q2	Q3	Q4	Q1	Q2	Q3
Petitions received	862	957	997	467	797	921	1,171	867	1013	604	739	740	205	1053	1,249	794	618	383	200	69	81	352	484
Growth rate	75%	11%	4%	-53%	71%	16%	27%	-26%	17%	-40%	22%	0%	-72%	414%	19%	-36%	-22%	-38%	-48%	-66%	17%	335%	38%
Approved	901	569	414	726	443	270	574	349	436	730	725	732	641	566	402	404	299	396	340	418	307	362	444
Approved growth rate	-33%	-37%	-27%	75%	-39%	-39%	113%	-39%	25%	67%	-1%	1%	-12%	-12%	-29%	0.50%	-26%	32%	-14%	23%	-27%	18%	23%
Denied	D	20	62	20	31	15	39	12	D	57	23	62	41	37	46	87	87	51	49	41	29	85	30
Denied growth rate	-	-	210%	-68%	55%	-52%	160%	-69%	-	-	-60%	170%	-34%	-10%	24%	89%	0%	-41%	-4%	-16%	-29%	193%	-65%
Pending	6,243	7,447	-7,818	7,660	8,119	8,821	9,295	9,799	10,373	10,309	10,332	10,304	9,894	10,356	11,160	11,448	11,731	11,690	11,523	11,150	10,906	10,542	10,507
Pending growth rate	-7%	19%	-205%	-198%	6%	9%	5%	5%	6%	-1%	0%	0%	-4%	5%	8%	3%	2%	0%	-1%	-3%	-2%	-3%	0%

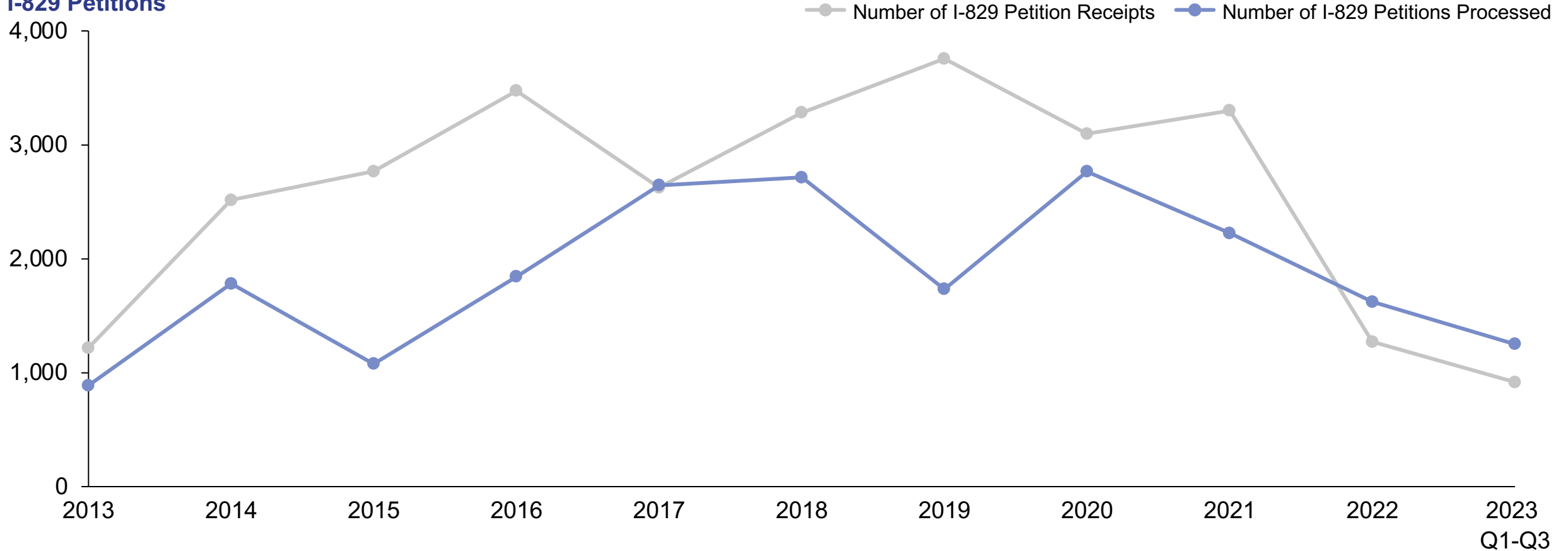
Note: The number of I-829 denials for the first quarters of FY2018 and FY2020 was withheld by USCIS, citing protection of privacy.

Source: Department of Homeland Security, U.S. Citizenship and Immigration Services, Performance Reporting Tool, queried October 2023

I-829 Petition Receipts Versus Processing

By fiscal year, FY2013-2023 Q3

I-829 Petitions



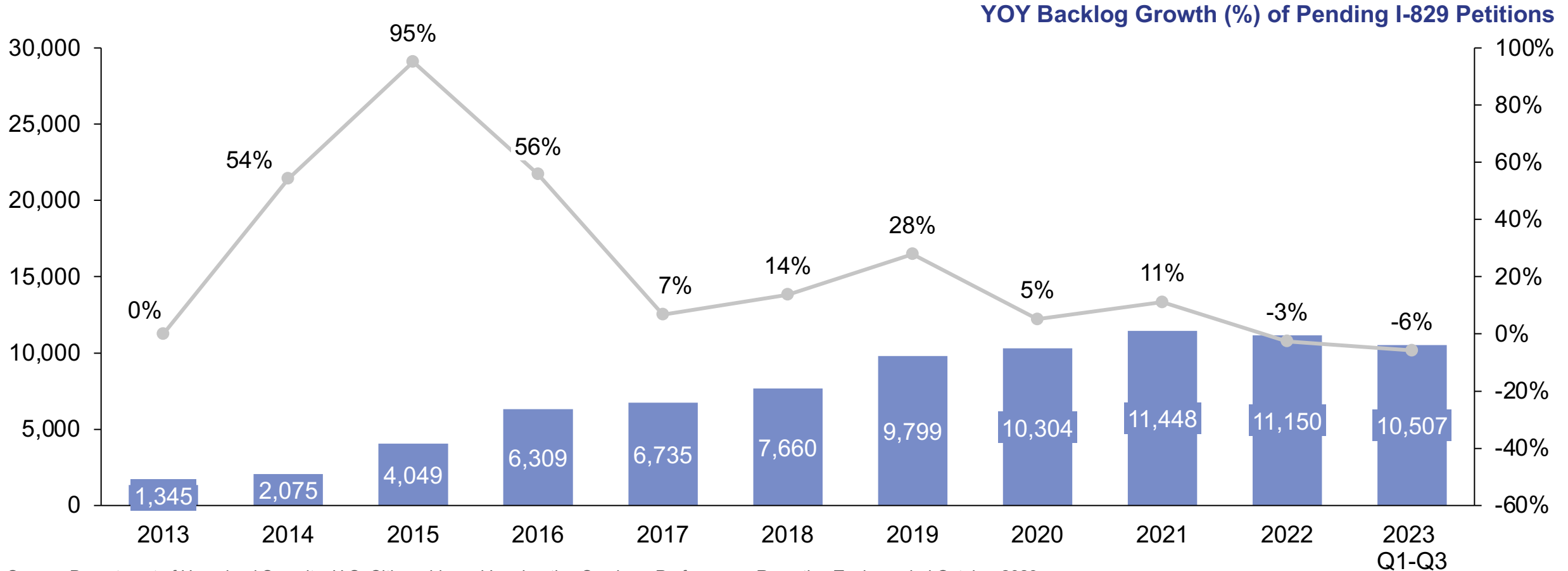
Source: Department of Homeland Security, U.S. Citizenship and Immigration Services, Performance Reporting Tool, queried October 2023

I-829 Petitions Pending and Year-Over-Year Backlog Growth

By fiscal year, FY2013-2023 Q3

■ Number of I-829 Petitions Pending ● YOY Backlog Growth (%) of Pending I-829 Petitions

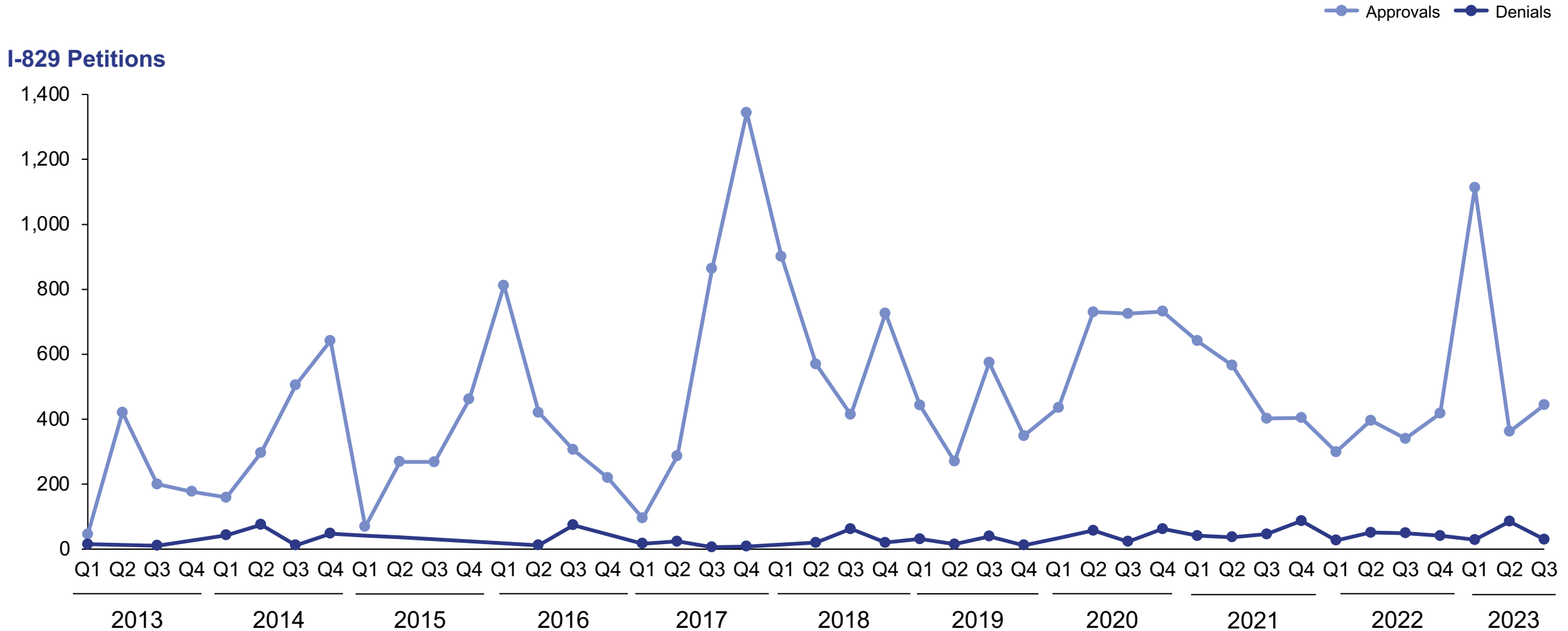
I-829 Petitions Pending



Source: Department of Homeland Security, U.S. Citizenship and Immigration Services, Performance Reporting Tool, queried October 2023

I-829 Petition Approval and Denial Trends

By quarter, FY2013-2023 Q3



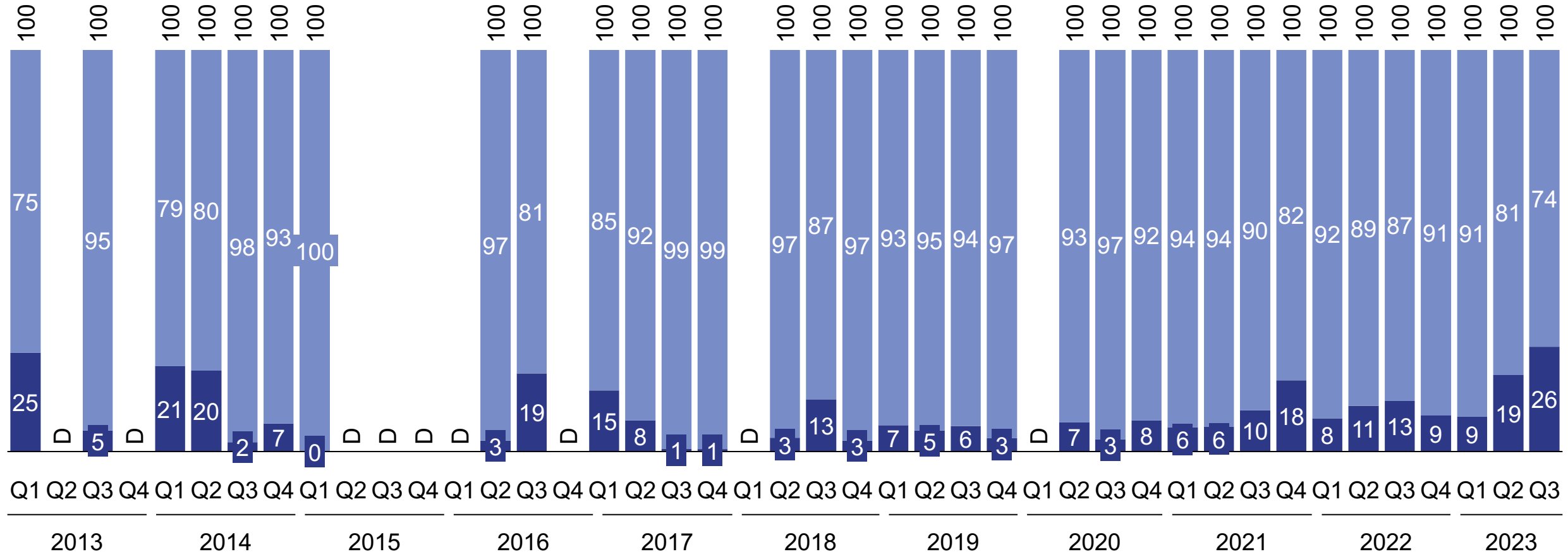
Source: Department of Homeland Security, U.S. Citizenship and Immigration Services, Performance Reporting Tool, queried October 2023

I-829 Petition Approval and Denial Rates

By quarter, FY2013-2023 Q3

Approval Rate Denial Rate

I-829 Petition Approval and Denial Rates

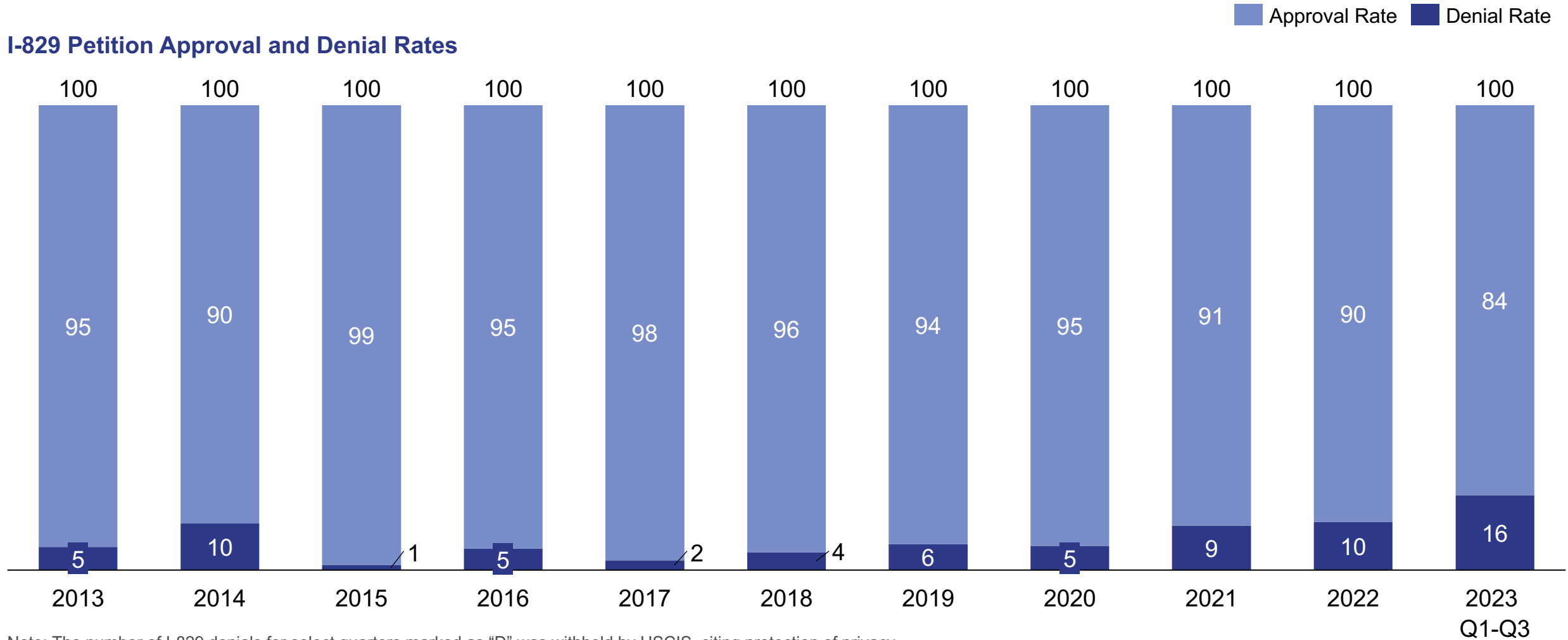


Note: The number of I-829 denials for select quarters marked as "D" was withheld by USCIS, citing protection of privacy

Source: Department of Homeland Security, U.S. Citizenship and Immigration Services, Performance Reporting Tool, queried October 2023

I-829 Petition Approval and Denial Rates

By fiscal year, FY2013-2023 Q3



Note: The number of I-829 denials for select quarters marked as "D" was withheld by USCIS, citing protection of privacy

Source: Department of Homeland Security, U.S. Citizenship and Immigration Services, Performance Reporting Tool, queried October 2023

Table of Contents

① About EB5AN

② EB5AN EB-5 Projects

③ I-526 Petition Statistics

④ I-829 Petition Statistics

⑤ I-526 and I-829 Petition Comparisons

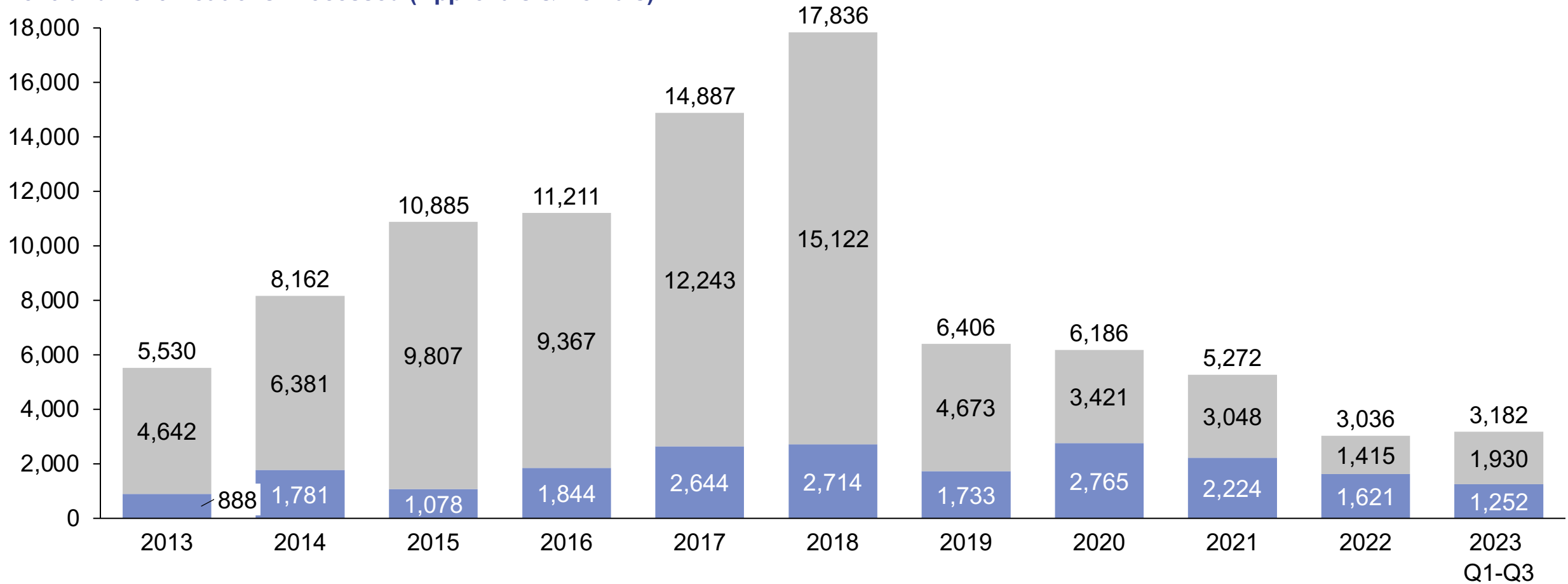


I-526 and I-829 Petition Processing

By fiscal year, FY2013-2023 Q3

I-526 Petitions Processed I-829 Petitions Processed

I-526 and I-829 Petitions Processed (Approvals & Denials)



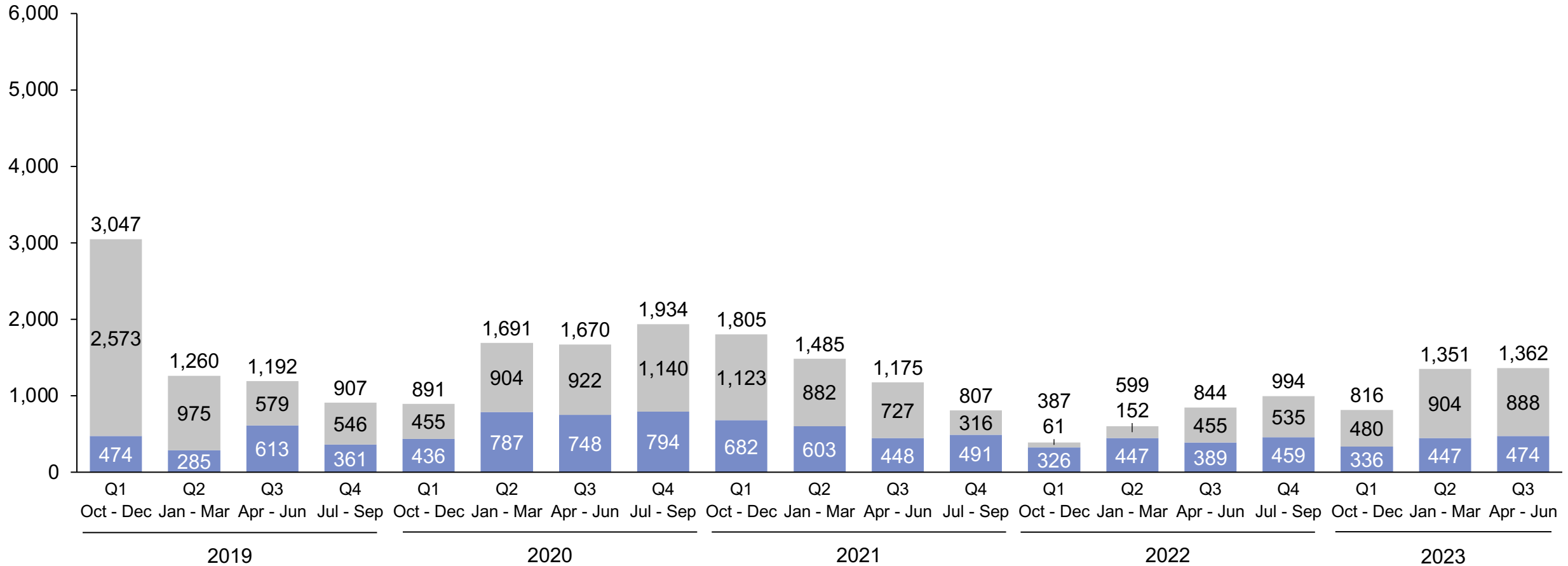
Source: Department of Homeland Security, U.S. Citizenship and Immigration Services, Performance Reporting Tool, queried October 2023

I-526 and I-829 Petition Processing

By quarter, FY2019-2023 Q3

I-526 Petitions Processed I-829 Petitions Processed

I-526 and I-829 Petitions Processed (Approvals & Denials)



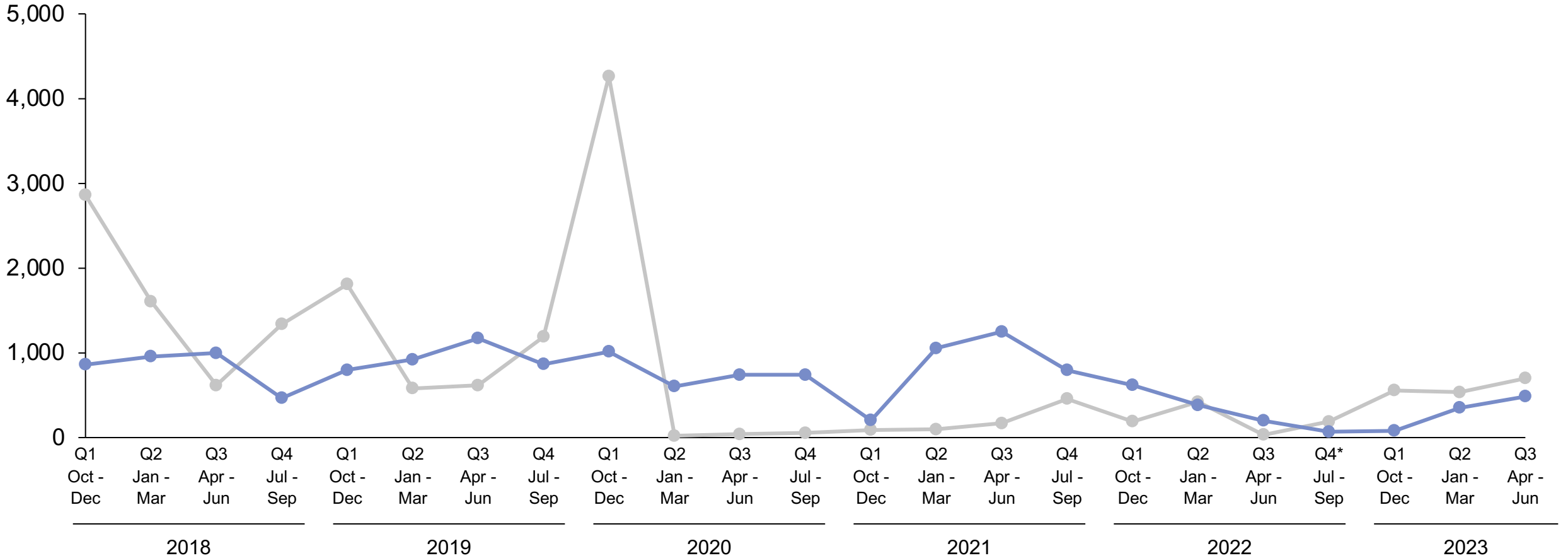
Source: Department of Homeland Security, U.S. Citizenship and Immigration Services, Performance Reporting Tool, queried October 2023

I-526 and I-829 Petition Receipt Trends

By quarter, FY2019-2023 Q3

● I-526 Petition Receipts ● I-829 Petition Receipts

I-526 and I-829 Petition Receipts



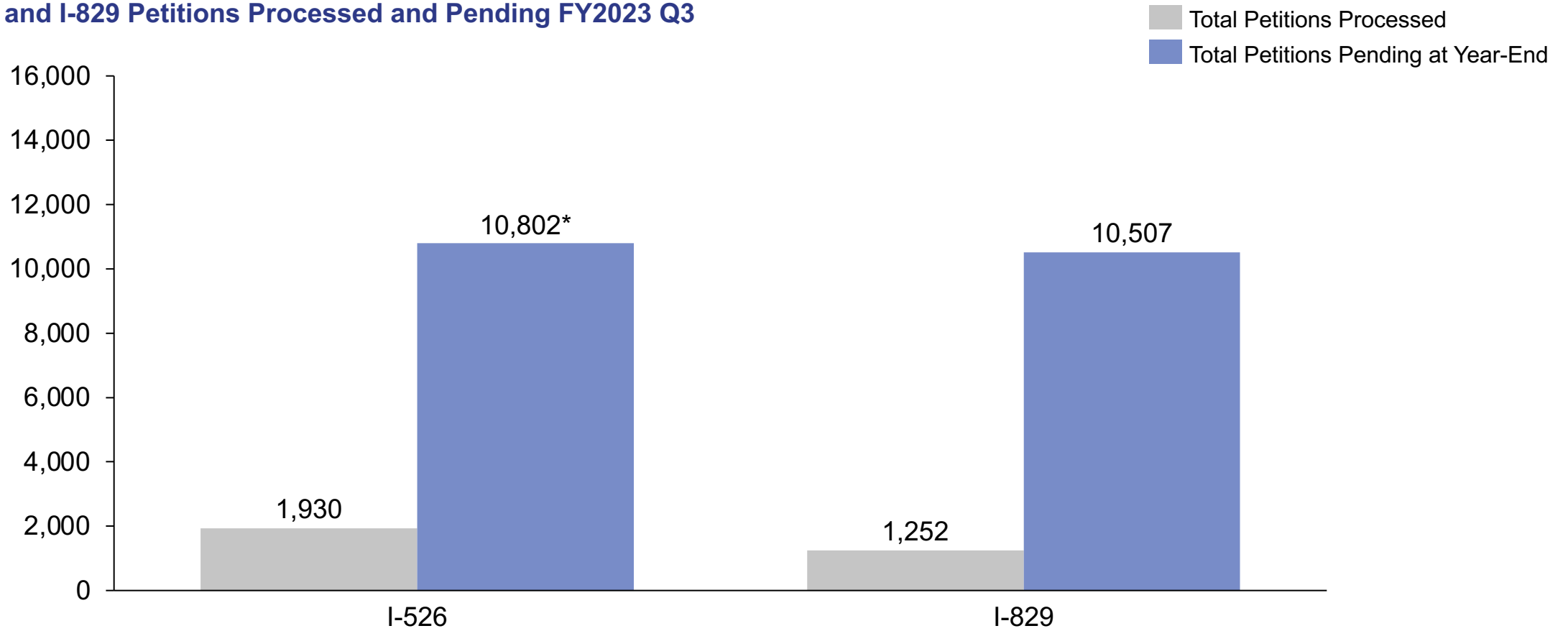
* Includes I-526E, Immigrant Petition by Regional Investor

Source: Department of Homeland Security, U.S. Citizenship and Immigration Services, Performance Reporting Tool, queried October 2023

I-526 and I-829 Petition Inventory Backlog Versus Processing

For FY2023 Q1-Q3

I-526 and I-829 Petitions Processed and Pending FY2023 Q3



* Includes I-526E, Immigrant Petition by Regional Investor

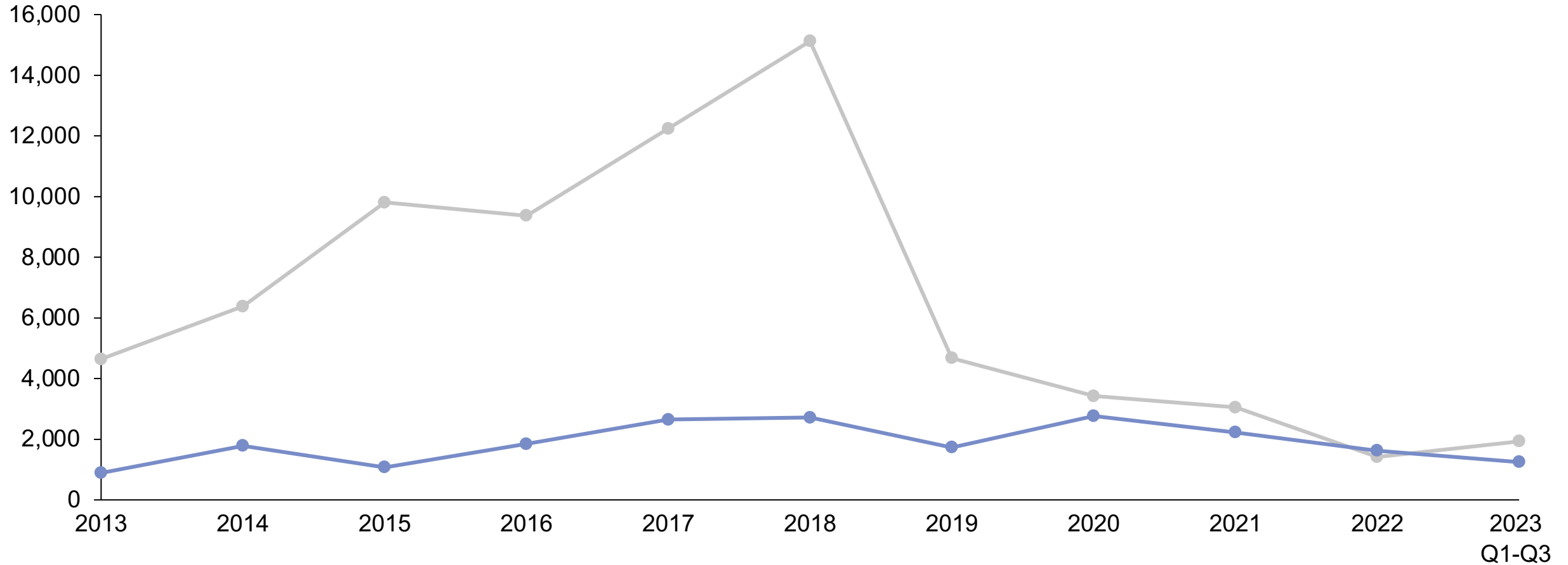
Source: Department of Homeland Security, U.S. Citizenship and Immigration Services, Performance Reporting Tool, queried October 2023

I-526 and I-829 Petition Processing Trends

By fiscal year, FY2013-2023 Q3

—●— I-526 Petition Processed —●— I-829 Petition Processed

I-526 and I-829 Petitions Processed (Approvals & Denials)



* Includes I-526E, Immigrant Petition by Regional Investor

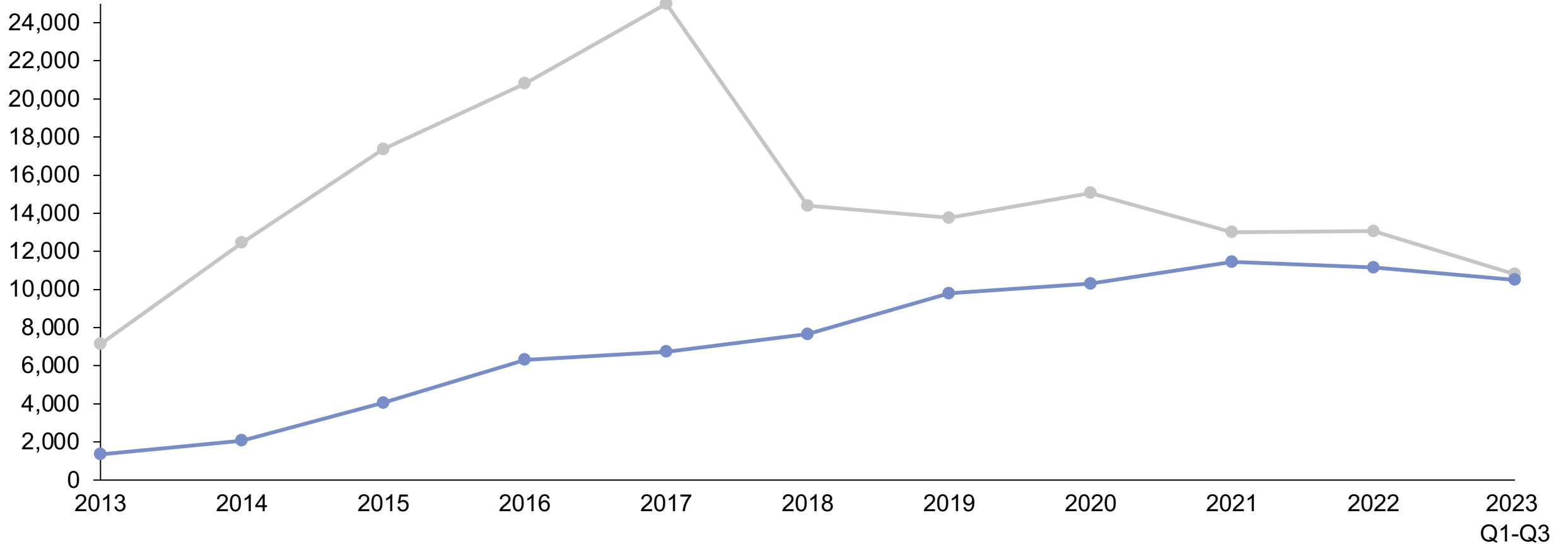
Source: Department of Homeland Security, U.S. Citizenship and Immigration Services, Performance Reporting Tool, queried October 2023

I-526 and I-829 Petition Pending Trends

By fiscal year, FY2013-2023 Q3

—●— I-526 Petitions Pending at Period End —●— I-829 Petitions Pending at Period End

I-526 and I-829 Petitions Pending



Source: Department of Homeland Security, U.S. Citizenship and Immigration Services, Performance Reporting Tool, queried October 2023



Please contact us to schedule a call to discuss approved and available EB-5 projects at \$800K.

Phone/WhatsApp: 1-561-386-5356

E-mail: info@EB5AN.com

www.EB5investments.com

www.eb5an.com