



# USCIS EB-5 Visa I-526 and I-829 Petition Statistics

Updated in July 2023 with data through FY2023 Q2 (January-March 2023)

Phone/WhatsApp: 1-561-386-5356

E-mail: [info@EB5AN.com](mailto:info@EB5AN.com)

[www.EB5AN.com](http://www.EB5AN.com) and

[www.EB5investments.com](http://www.EB5investments.com)

# Important Investment Information

**All EB-5 investments must be “at risk” per USCIS requirements. Risk of loss exists. Any protections and guaranties negotiated at fund level are not exercisable by individual investors themselves but are administered by fund management only. No guarantees exist regarding individual investors’ ability to be repaid.**

This is not an offer to sell securities in any way and is only educational. Only a formal, privately distributed offering memorandum and appropriate securities documents, fully executed by an accredited investor, will represent any offer or subsequent sale of investment. This information package was prepared specifically for EB5AN Twin Lakes Georgia Loan GP, LLC, and its affiliates (together “EB5AN”), and those whom EB5AN has chosen to receive this educational information. These materials are distributed in confidence, are internally sensitive, and are subject to internal corporate confidentiality policies. Those who have received this information package in error should destroy its contents immediately.

Those who are privileged with access to this packet, whether on a consulting or investment basis, should acknowledge this packet may contain what the industry refers to as “forward looking statements” or “projections” from EB5AN. The words “intend,” “believe,” “expect,” “anticipate,” “target,” and other similar language herein identify such projections. The projections that are included in this document are those opinions of EB5AN about future operations. Therefore, these projections are subject to uncertainties and changes, many of which are beyond the control of EB5AN, which may cause the relevant actual results to be materially different from the results expressed or implied by such projections.

No assurance or representation is made by any person that any forecast or projection will be achieved. Therefore, nothing contained herein should be relied upon as a promise, forecast, guarantee, or a representation regarding the future.

This document is educational and informational, and items including policy, program structures, financial models, feasibility studies, and other documentation may change without notification. If outside sources or other documentation or information appears different or in conflict with the content presented in this information package, contact EB5AN for verification on receiving the latest drafts or identifying accurate data.

Information prepared on electronic media such as PowerPoint, Prezi, websites, blogs, WeChat, or other methods of delivery are often truncated and summarized to improve readability; details of any legal nature should only be respected through the specific confidential offering documents provided by EB5AN to such qualified or accredited investors capable of subscribing.

# Table of Contents

**① About EB5AN**

**② Twin Lakes Georgia (Loan) EB-5 Project**

**③ I-526 Petition Statistics**

**④ I-829 Petition Statistics**

**⑤ I-526 and I-829 Petition Comparisons**





# Table of Contents

**① About EB5AN**

② Twin Lakes Georgia (Loan) EB-5 Project

③ I-526 Petition Statistics

④ I-829 Petition Statistics

⑤ I-526 and I-829 Petition Comparisons



# The EB5AN Management Team

The EB5AN team has been involved in more than \$4 billion of leveraged buyouts, IPOs, and real estate development.



**Samuel B.  
Silverman**



**Michael B.  
Schoenfeld**



- Yale University – B.A. in Economics with a concentration in Mandarin Chinese
- Boston Consulting Group (BCG) – Business and strategy consulting
- Stanford Graduate School of Business – M.B.A.
- Forbes 30 Under 30 National Winner for Social Entrepreneurship



- University of North Carolina at Chapel Hill – B.A. in Economics; B.S. in Business Admin
- Boston Consulting Group (BCG) – Business and strategy consulting
- AEA Investors – Leading middle-market private-equity firm
- Forbes 30 Under 30 National Winner for Social Entrepreneurship

# Our Commitment to EB-5 Investment Transparency



**EB-5 investors deserve to be well-informed about the EB-5 visa program and potential investment opportunities.**

**We are committed to transparency, providing accurate, insightful information to potential EB-5 investors. We succeed when our clients achieve both their immigration and investment goals.**

**Since our founding, we have delivered on our commitment to our EB-5 investors by funding institutional-quality real estate development projects that not only meet the immigration requirements of the EB-5 program but also provide a level of transparency and financial security that remains unmatched in the EB-5 industry.**




# Speak with EB5AN Managing Partner Sam Silverman about EB-5

If you have questions about the Twin Lakes Georgia rural EB-5 project or the EB-5 green card process, you can schedule a call, send a WhatsApp message, or e-mail Sam directly.



## Weekend Time Slots Available

 OnceHub <https://go.oncehub.com/samsilverman2>

 WhatsApp  
+1 (561) 386-5356

 Email at  
[sam.silverman@eb5an.com](mailto:sam.silverman@eb5an.com)

Yale

Stanford

BCG



# EB5AN Is Committed to 100% EB-5 Investment Transparency

## EB5AN is Pleased to Make the Following Key EB-5 Investment Due Diligence Documents Available to All EB-5 Investors

- ✓ The complete set of Form I-956F “exemplar” EB-5 documents filed with USCIS
- ✓ The complete Form I-526E individual investor document set template
- ✓ The balance sheet of the Kolter parent company guarantying the repayment of the EB-5 loan
- ✓ The current financial statements of the Kolter company developing the project showing proof of developer equity invested to date
- ✓ The executed loan agreement between the company developing the project and the construction lender
- ✓ Any other available documents related to the development of the project and EB-5 investment

## Other EB-5 Regional Centers

- ✗ Not willing to share the entire Form I-956F “exemplar” or Form I-526E template with all exhibits
- ✗ Not willing to share the balance sheet of the company guarantying the repayment of EB-5 funds, or no such company exists, and the EB-5 investment is unsecured with “no collateral” or only a pledge
- ✗ Not willing to share the current financial statements of the company developing the project because they do not exist, reflect losses, or reflect that no developer equity has been funded
- ✗ Not willing to share an executed senior loan agreement or other financial commitment documents because they do not exist

**Use common sense. If an EB-5 company is not willing to provide the basic documents needed to evaluate the financial position of an EB-5 project, avoid that project. Get access to and review critical financial documents for the project. Invest only if you know and are comfortable with the current financial position of the companies involved.**



# How to Identify Red Flags for EB-5 Investments



For many EB-5 investors, an \$800K EB-5 investment will be the largest investment they have ever made.

Some EB-5 investors may not have experience making real estate investments or other private equity investments. As a result, many EB-5 investors may not know what questions to ask and what documents to focus on when evaluating potential EB-5 investments.

Many EB-5 projects appear to be “safe” and have nice renderings but have minimal security and are very risky. An inexperienced investor can have a difficult time separating these “risky” projects from safer projects.

EB5AN has prepared many articles to help EB-5 investors evaluate potential EB-5 real estate development projects. Our articles help EB-5 investors identify and understand the impact of the most common risks found in such projects.

View these articles at:

**We strongly recommend that EB-5 investors take the time to understand real estate development investments so that they make an educated EB-5 investment decision and increase the likelihood of receiving permanent green card approval and a timely repayment of EB-5 investment funds.**

**If you need help, or don't know where to start, just ask, and we can point you in the right direction.**





# Table of Contents

① About EB5AN

② **Twin Lakes Georgia (Loan) EB-5 Project**

③ I-526 Petition Statistics

④ I-829 Petition Statistics

⑤ I-526 and I-829 Petition Comparisons







# KOLTER

## Twin Lakes Georgia (Loan) \$800K Project Details



# Twin Lakes Georgia (Loan): Key Investment Merits

1

Kolter has a perfect loan repayment track record; the EB-5 loan is secured by a parent company repayment guaranty

KL Holdco LLC, one of Kolter's parent companies, has guaranteed to repay the EB-5 loan. This repayment guaranty reduces financial risk for EB-5 investors. **Kolter has repaid billions since 1997 and has never failed to repay a loan or to complete a real estate development.**

2

Proven project success demonstrates high demand for single-family homes

The project has already sold 520+ homes (May 2023), demonstrating strong demand for new single-family homes near Atlanta, Georgia. 1,800+ jobs have been created (March 2023), which is more than enough for all EB-5 investors in the project to receive their permanent green cards.

3

Rural qualification means faster processing and 20% EB-5 visa set aside

Rural qualification means faster I-526E application processing and access to the 20% EB-5 visa set aside category. EB-5 investors will receive their temporary green cards faster and avoid visa backlogs. **No country is backlogged in the rural designation; China, Vietnam, and India are CURRENT in this category.**

4

Kolter has experience developing thousands of single-family homes; the project has an experienced EB-5 team

Kolter is one of the top 25 largest private single-family home builder in the U.S. Kolter has over \$24 billion of in process and realized development, including 20,000 single-family homes. EB5AN is one of the largest and most experienced EB-5 regional center operators with 10+ regional centers sponsoring 2,300+ EB-5 investors from 60+ countries.



# Twin Lakes Georgia: Single-Family Home Community with Amenities

This rural TEA project qualifies for an \$800,000 investment with priority processing and a 20% visa set aside.

KolterHomes.com



**520+ Homes Already Sold**  
**370+ Homes Built & Delivered to Buyers**

## Single-Family Home Community with Amenities

Kolter has  
**20,000+**  
**homes**  
developed  
and in-process

EB-5 Capital  
**\$80M, ~12%**  
of total cost

Total project cost  
**\$662.3M**

**Construction  
already  
underway**

**Rural TEA**  
provides priority  
processing and  
visa set asides to  
avoid backlog

Construction  
loan with  
**Third Coast  
Bank**

Total EB-5  
job creation  
**6,934 jobs**

**10+ jobs**  
already created  
for each  
\$800K investor

**1,800+ jobs**  
already created as  
of March 2023



# Twin Lakes Georgia Is One of 13 Cresswind Communities

Cresswind is a national award-winning lifestyle program and residential community brand.

Cresswind is a national, award-winning lifestyle program very popular among retirees for its focus on fitness, relationships, education, and entertainment.


Residents of Cresswind communities enjoy access to dedicated lifestyle directors who support residents and help them achieve goals and live their lives to the fullest.



# Kolter Parent Company KL Holdco LLC Is Providing Three Guaranties


EB-5 investors enjoy unparalleled security with multiple guaranties from a company with a large, diversified balance sheet

## EB-5 loan repayment guaranty




Increases the safety and likelihood of the timely repayment of EB-5 funds

## I-526E approval refund guaranty



Accelerated repayment of EB-5 funds if the I-526E petition is not approved

## Job creation guaranty



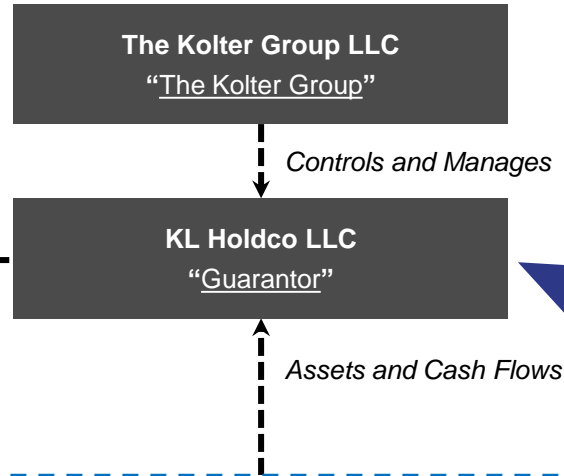

Reduces the risk of not obtaining the permanent green card



# EB-5 Loan Repayment Guaranty Increases Investor Financial Safety



EB-5 Loan Repayment Guaranty



Guarantor has guaranteed to repay the EB-5 loan made to the Project.

Guarantor is a diversified parent company that owns 20+ real estate development projects.

We are happy to share the Guarantor's financial statements.

Just ask.

**KOLTER**

Since 1997, Kolter has invested in over 180 projects with expected value of over \$24.0 billion, including over 20,000 single-family homes. Kolter has repaid billions of dollars in borrowed funds and has never failed to repay a loan or to complete a real estate development project.

20+ Kolter real estate development projects across 10+ diversified markets

**“At-Risk” Requirement Compliance**

USCIS EB-5 Program Rules allow for a Parent Company Repayment Guaranty; this structure does not violate the “at-risk” requirement. Although it is highly unlikely that Kolter will fail to repay the EB-5 loan, it is still theoretically possible, and thus satisfies the “at-risk” requirement.

An EB-5 loan secured by a diversified parent company with substantial assets is extremely rare. Almost all EB-5 loan investments are unsecured or secured with only an equity pledge on a single asset. Our EB-5 loan repayment guaranty structure significantly reduces repayment risk for our EB-5 investors.



# Enough EB-5 Eligible Jobs Have Already Been Created for Each \$800,000 EB-5 Investor to Receive 10+ Jobs as of March 31, 2023

## EB-5 Job Requirement

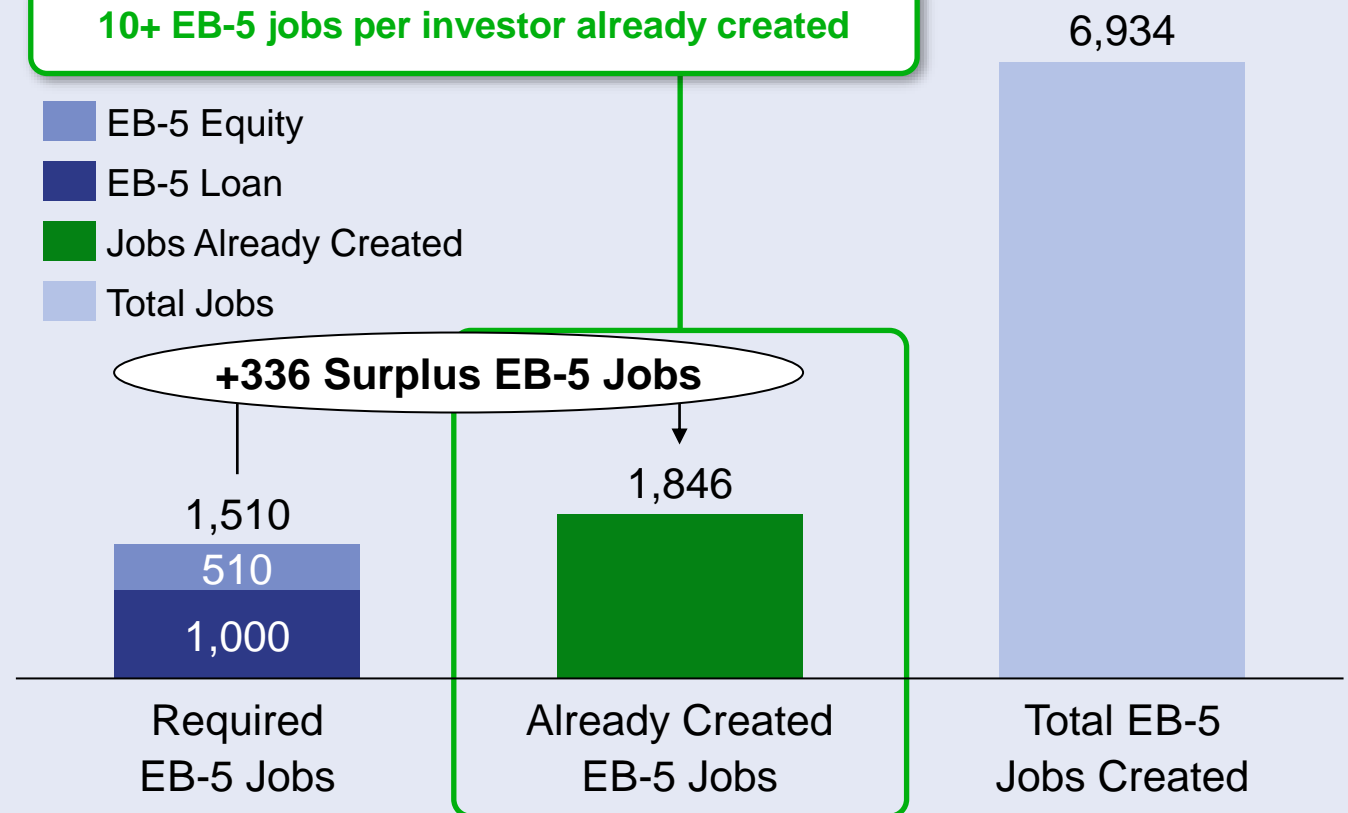
**1,510** jobs required  
= (100 debt investors @ \$800K each  
+ 50 preferred equity investors @ \$800K  
each + 1 investor @ \$900K) x 10 jobs

Twin Lakes Georgia has  
already created more than  
the 10 required jobs for each  
EB-5 investor to receive  
his/her permanent green card.

## 1,846 EB-5 Jobs Already Created from Construction

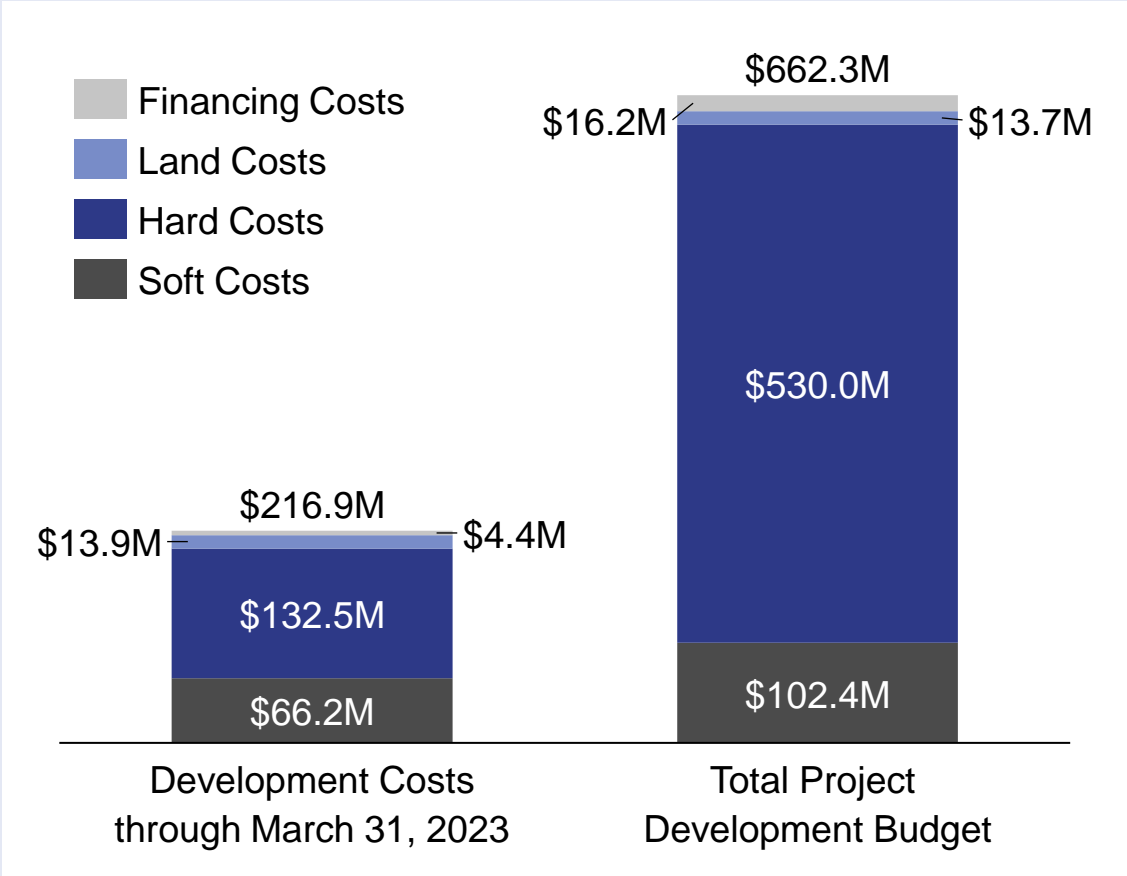
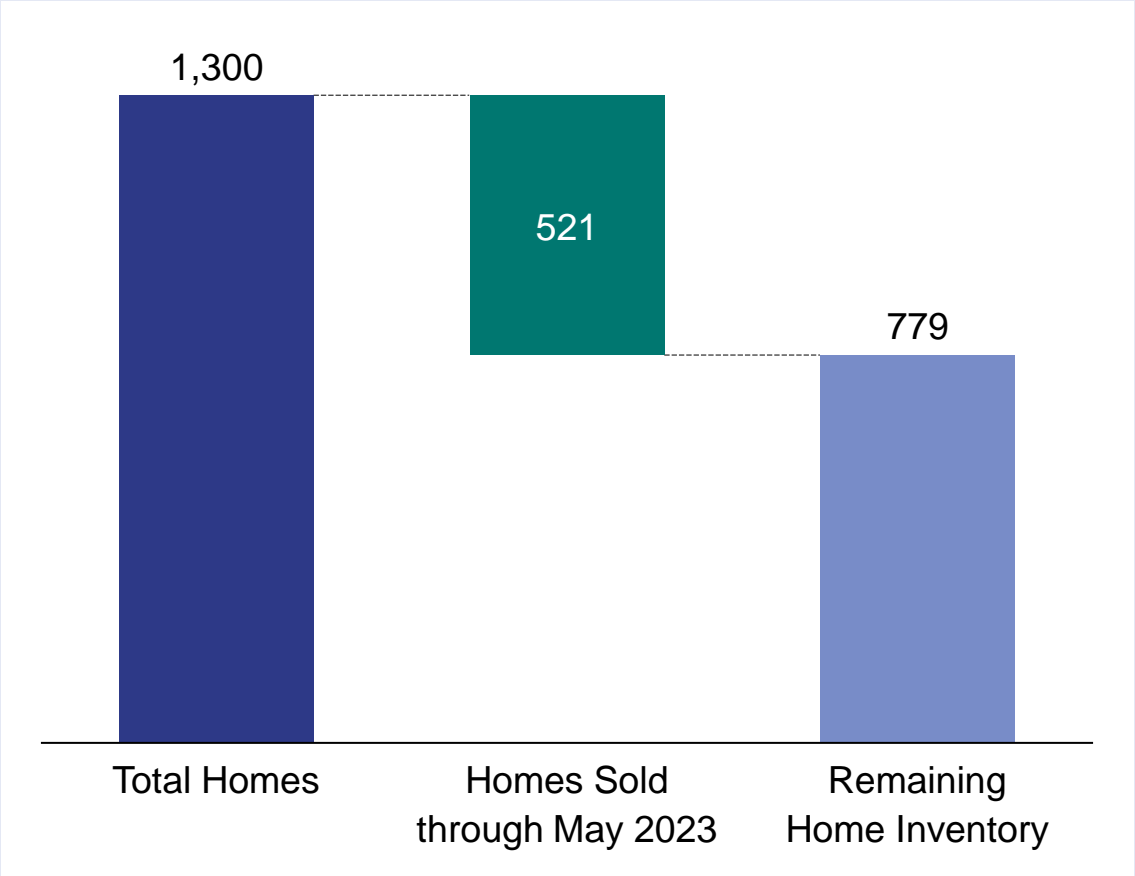
10+ EB-5 jobs per investor already created

- EB-5 Equity
- EB-5 Loan
- Jobs Already Created
- Total Jobs



# Twin Lakes Georgia Home Sales and Development Cost Status

**Kolter has sold 521 homes and has spent more than \$200 million on development costs**  
*(through May 2023 and March 2023, respectively)*



# Table of Contents

① About EB5AN

② Twin Lakes Georgia (Loan) EB-5 Project

③ I-526 Petition Statistics

④ I-829 Petition Statistics

⑤ I-526 and I-829 Petition Comparisons



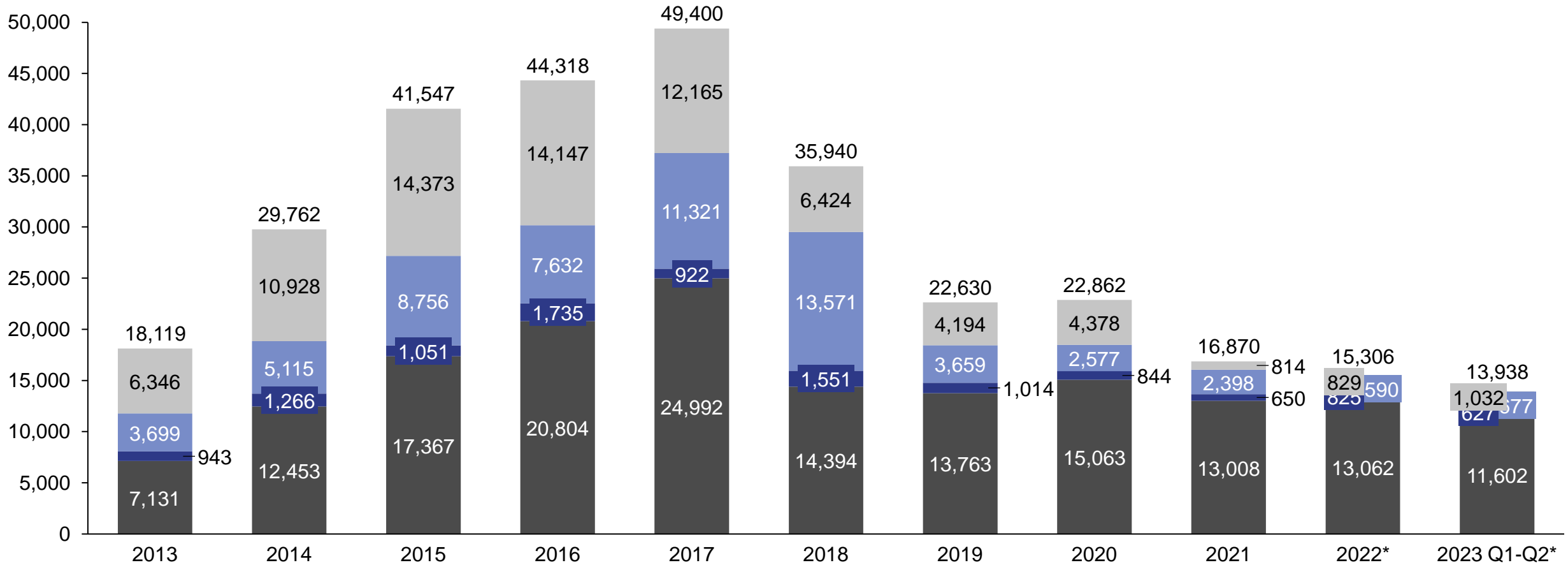


# I-526 Petitions by Case Status

By fiscal year, FY2013-2023 Q2

Receipts Approved Denied Pending

I-526 Petitions by Case Status



\* Includes I-526E, Immigrant Petition by Regional Investor

Source: Department of Homeland Security, U.S. Citizenship and Immigration Services, Performance Reporting Tool, queried July 2023

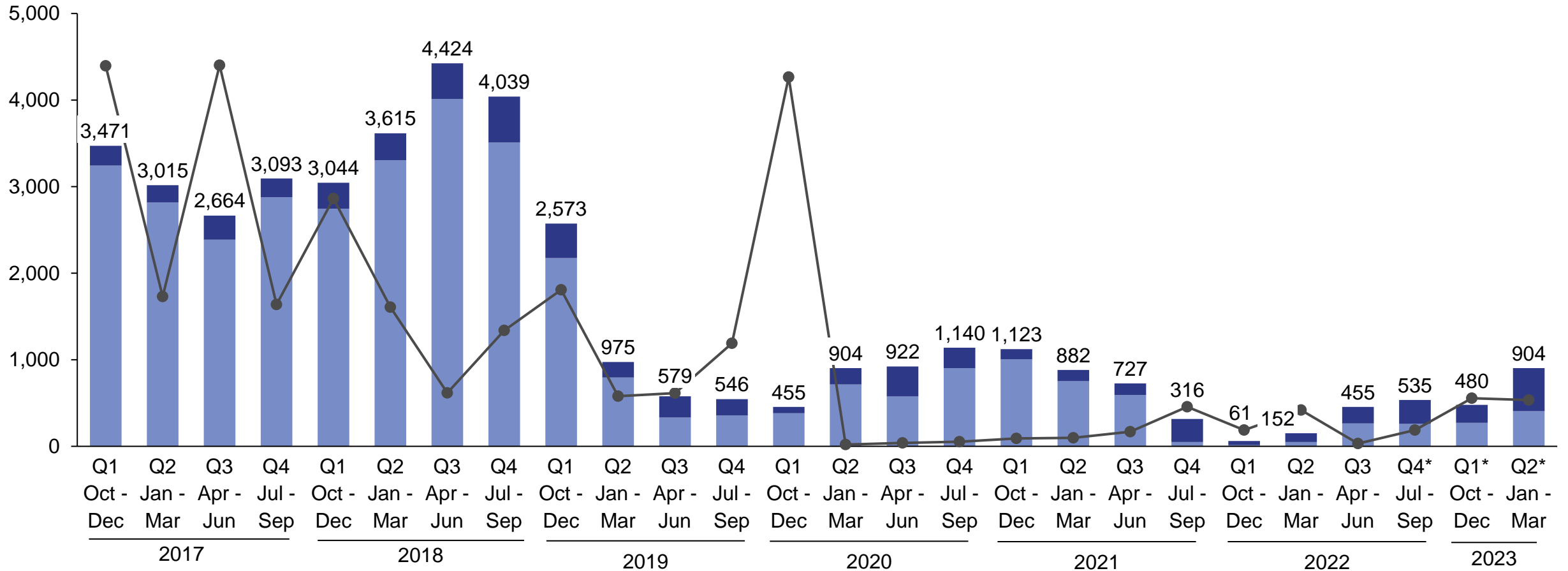


# I-526 Petition Processing and Receipts

By quarter, FY2017-2023 Q2

## I-526 Petitions

Denials Approvals Receipts



\* Includes I-526E, Immigrant Petition by Regional Investor

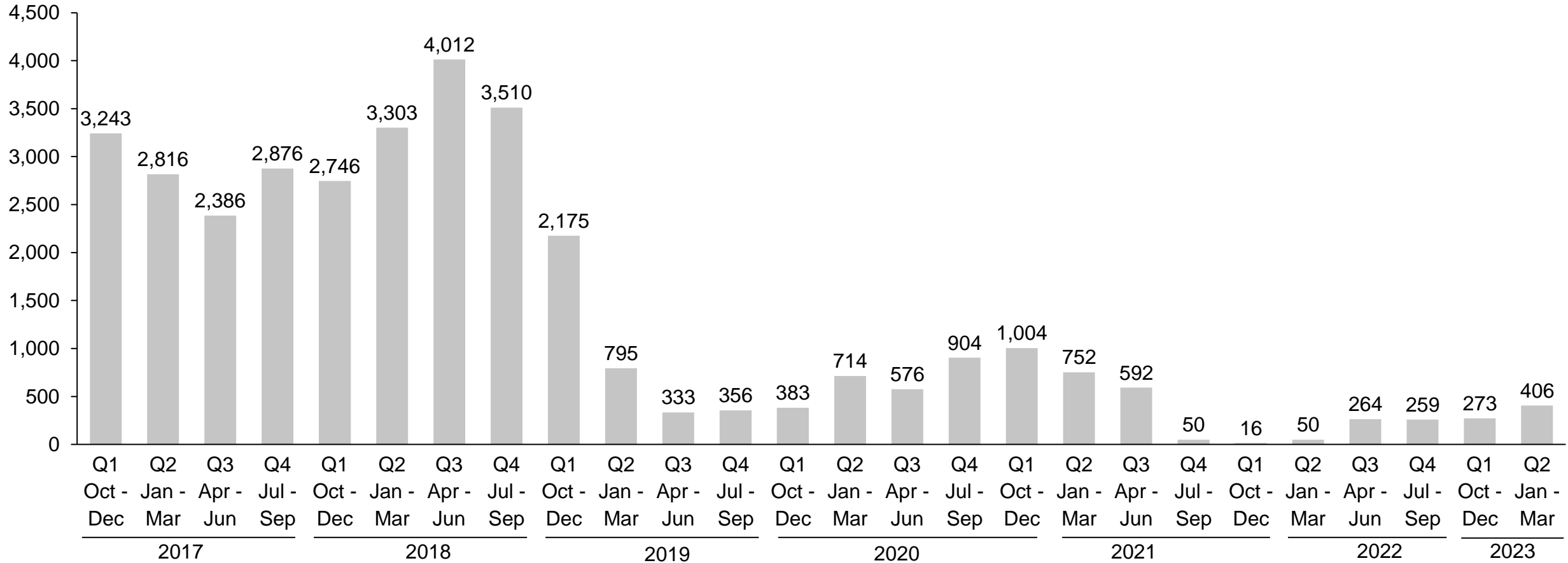
Source: Department of Homeland Security, U.S. Citizenship and Immigration Services, Performance Reporting Tool, queried July 2023



# I-526 Petition Approvals

By quarter, FY2017-2023 Q2

## I-526 Petition Approvals

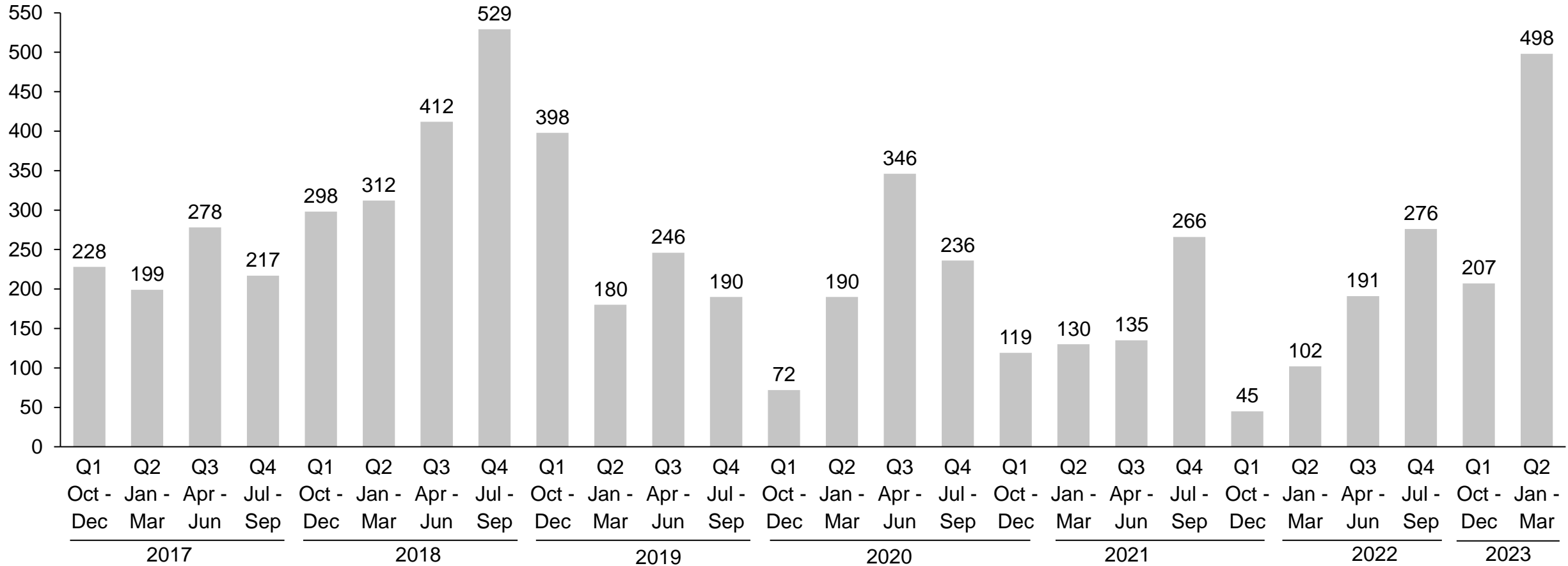


Source: Department of Homeland Security, U.S. Citizenship and Immigration Services, Performance Reporting Tool, queried July 2023

# I-526 Petition Denials

By quarter, FY2017-2023 Q2

## I-526 Petition Denials



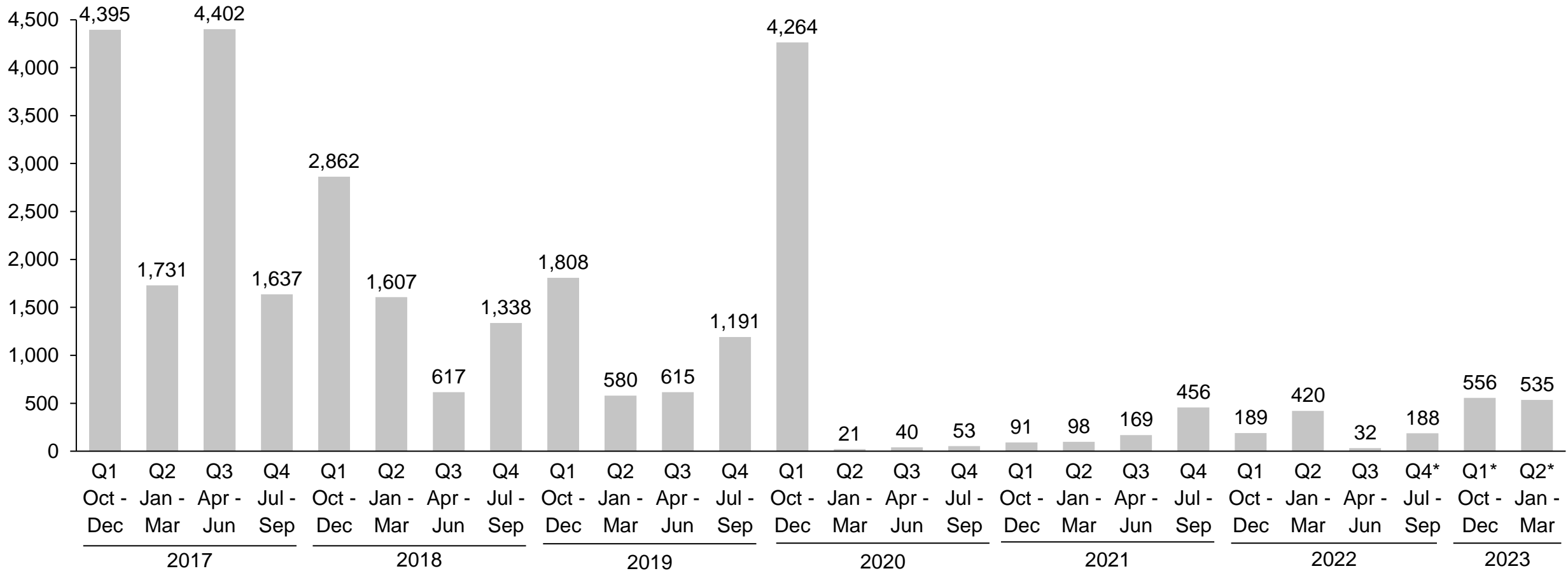
Source: Department of Homeland Security, U.S. Citizenship and Immigration Services, Performance Reporting Tool, queried July 2023



# I-526 (Legacy) Petition Receipts

By quarter, FY2017-2023 Q2

## I-526 Petition Receipts



\* Includes I-526E, Immigrant Petition by Regional Investor

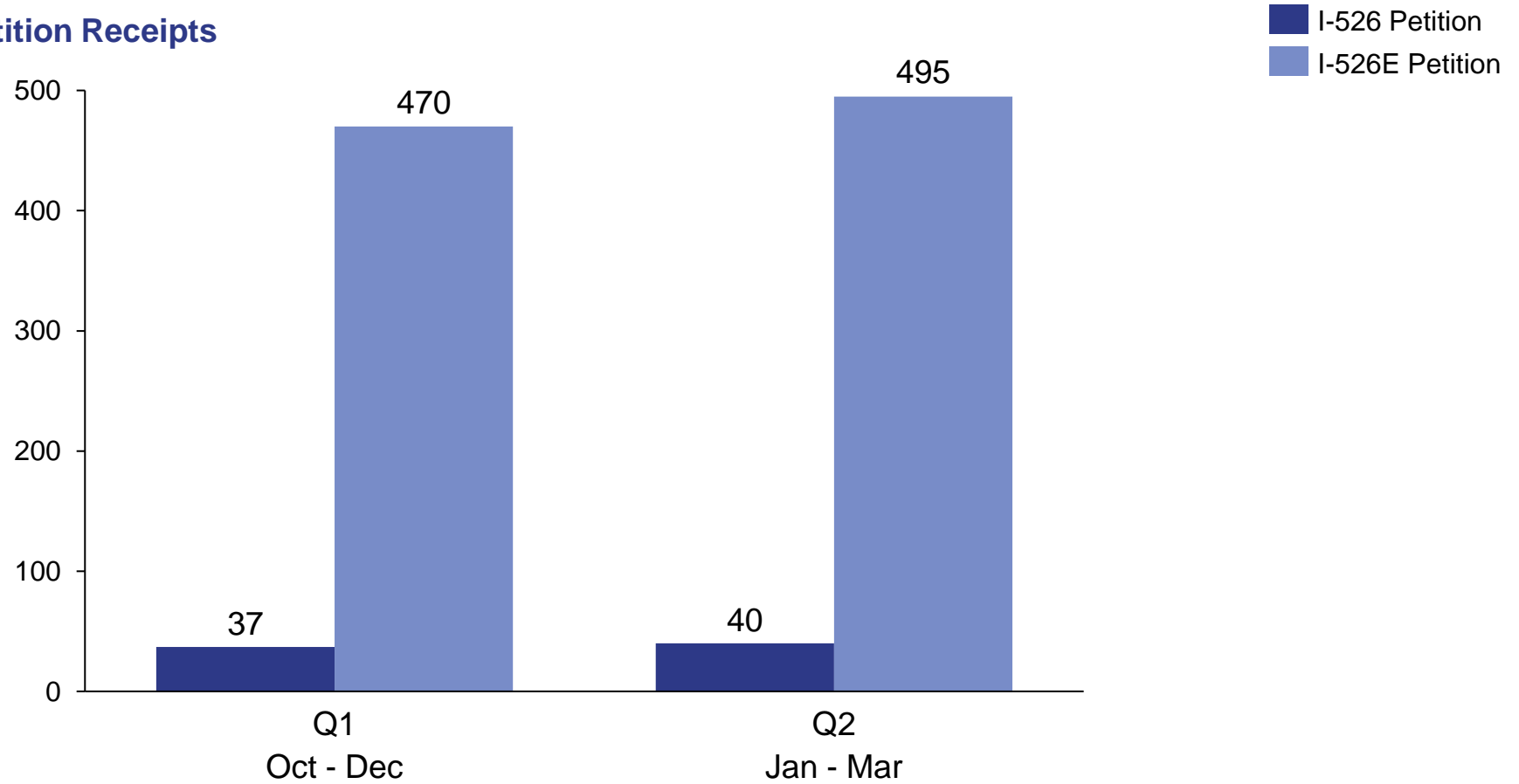
Source: Department of Homeland Security, U.S. Citizenship and Immigration Services, Performance Reporting Tool, queried July 2023



# I-526 & I-526E Petition Receipts

By quarter, FY2023 Q2

Petition Receipts



I-526, Immigrant Petition by Standalone Investor

I-526E, Immigrant Petition by Regional Center Investor

Source: Department of Homeland Security, U.S. Citizenship and Immigration Services, Performance Reporting Tool, queried July 2023

# I-526 Petitions by Case Status

By fiscal year, FY2013-2023 Q2

	2013	2014	2015	2016	2017	2018	2019	2020	2021	2022*	2023 Q1-Q2*
<b>Petitions received</b>	6,346	10,928	14,373	14,147	12,165	6,424	4,194	4,378	814	829	1,032
<b>Growth rate</b>	5%	72%	32%	-2%	-14%	-47%	-35%	4%	-81%	2%	24%
<b>Approved</b>	3,699	5,115	8,756	7,632	11,321	13,571	3,659	2,577	2,398	590	677
<b>Approved rate</b>	1%	38%	71%	-13%	48%	20%	-73%	-30%	-7%	-75%	15%
<b>Denied</b>	943	1,266	1,051	1,735	922	1,551	1,014	844	650	825	627
<b>Denied rate</b>	-1%	34%	-17%	65%	-47%	68%	-35%	-17%	-23%	27%	-24%
<b>Pending</b>	7,131	12,453	17,367	20,804	24,992	14,394	13,763	15,063	13,008	13,062	11,602
<b>Pending rate</b>	42%	75%	39%	20%	20%	-42%	-4%	9%	-14%	0.42%	-11.18%

\* Includes I-526E, Immigrant Petition by Regional Investor

Source: Department of Homeland Security, U.S. Citizenship and Immigration Services, Performance Reporting Tool, queried July 2023

# I-526 Petitions by Case Status

By quarter, FY2019-2023 Q2

	2021				2022				2023	
	Q1	Q2	Q3	Q4	Q1	Q2	Q3	Q4*	Q1*	Q2*
Petitions received	91	98	169	456	189	420	32	188	556	535
Growth rate	72%	8%	72%	170%	-59%	122%	-92%	488%	196%	-4%
Approved	1,004	752	592	50	16	50	264	259	273	406
Approved rate	11%	-25%	-21%	-92%	-68%	213%	428%	-2%	5%	49%
Denied	119	130	135	266	45	102	191	276	207	498
Denied rate	-50%	9%	4%	97%	-83%	127%	87%	45%	-25%	141%
Pending	13,746	13,044	12,798	13,008	13,132	13,385	12,988	13,062	13,232	11,602
Pending rate	-9%	-5%	-2%	2%	1%	2%	-3%	1%	1%	-12%

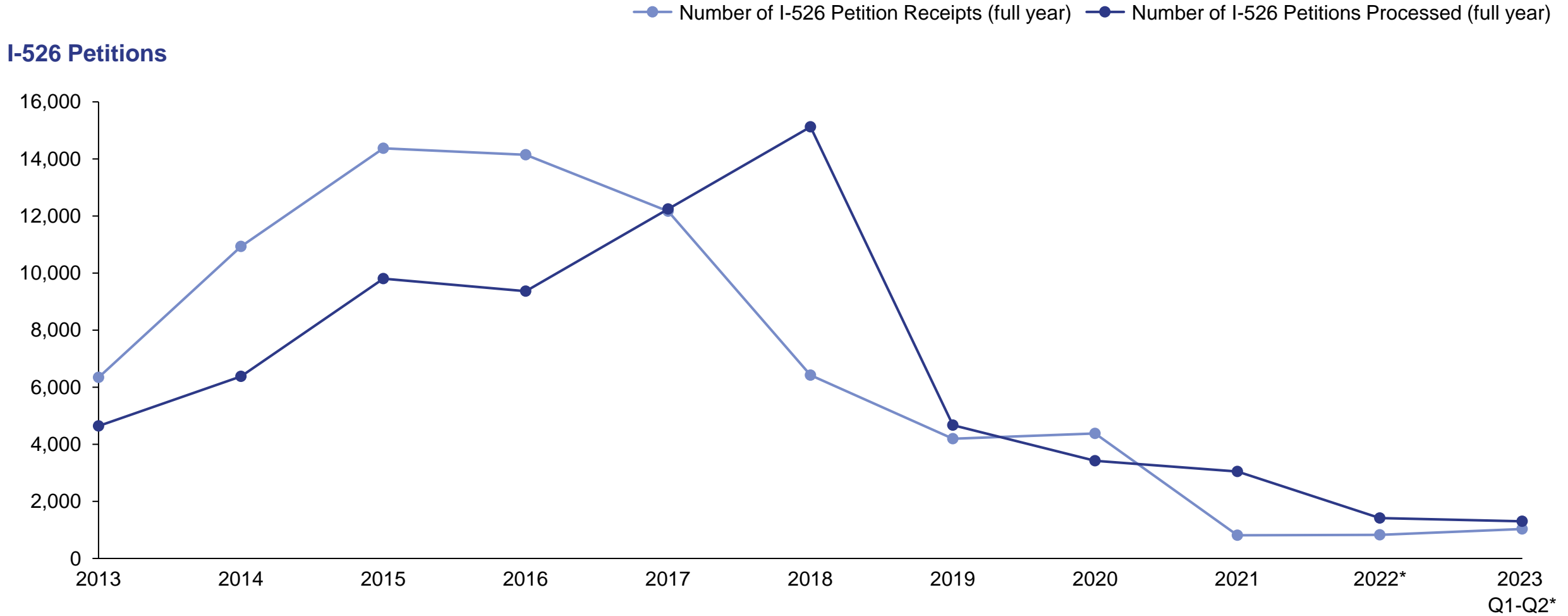
\* Includes I-526E, Immigrant Petition by Regional Investor

Source: Department of Homeland Security, U.S. Citizenship and Immigration Services, Performance Reporting Tool, queried July 2023



# I-526 Petition Receipts Versus Processing

By fiscal year, FY2013-2023 Q2



\* Includes I-526E, Immigrant Petition by Regional Investor

Source: Department of Homeland Security, U.S. Citizenship and Immigration Services, Performance Reporting Tool, queried July 2023

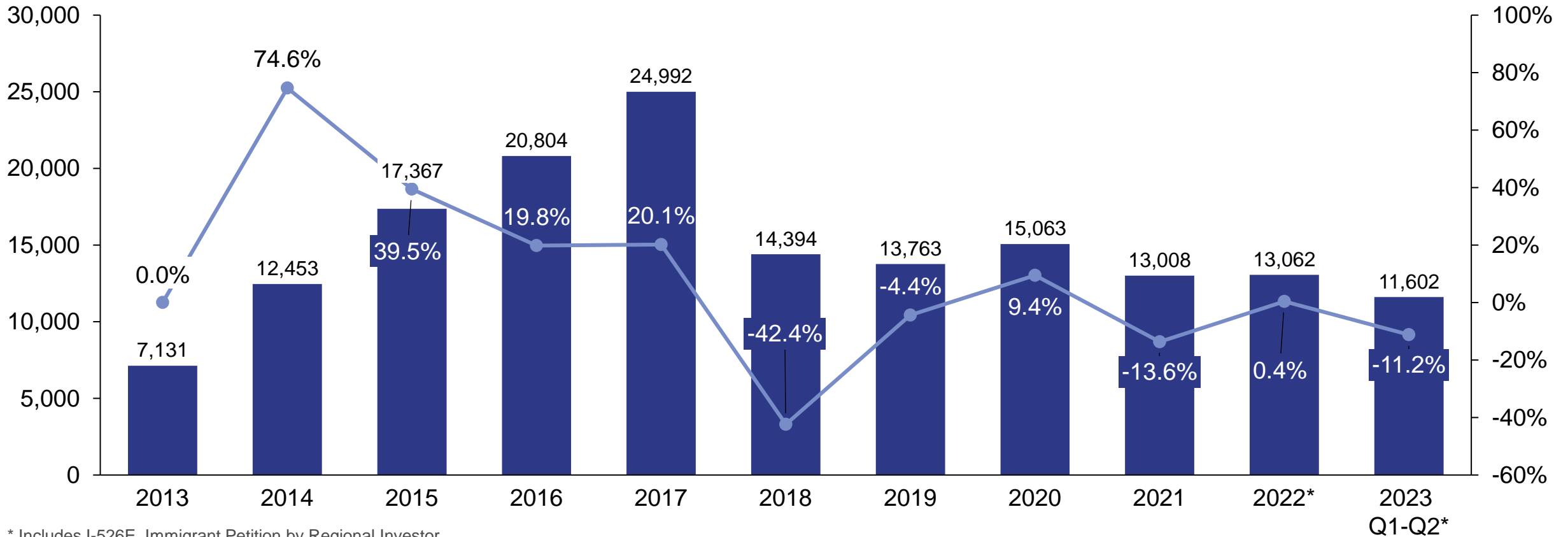
# I-526 Petitions Pending and Year-Over-Year Backlog Growth

By fiscal year, FY2013-2023 Q2

■ Number of I-526 Petitions Pending ● YOY Growth (%) of Pending I-526 Petitions

I-526 Petitions Pending

YOY Growth (%) of I-526 Petition Backlog



\* Includes I-526E, Immigrant Petition by Regional Investor

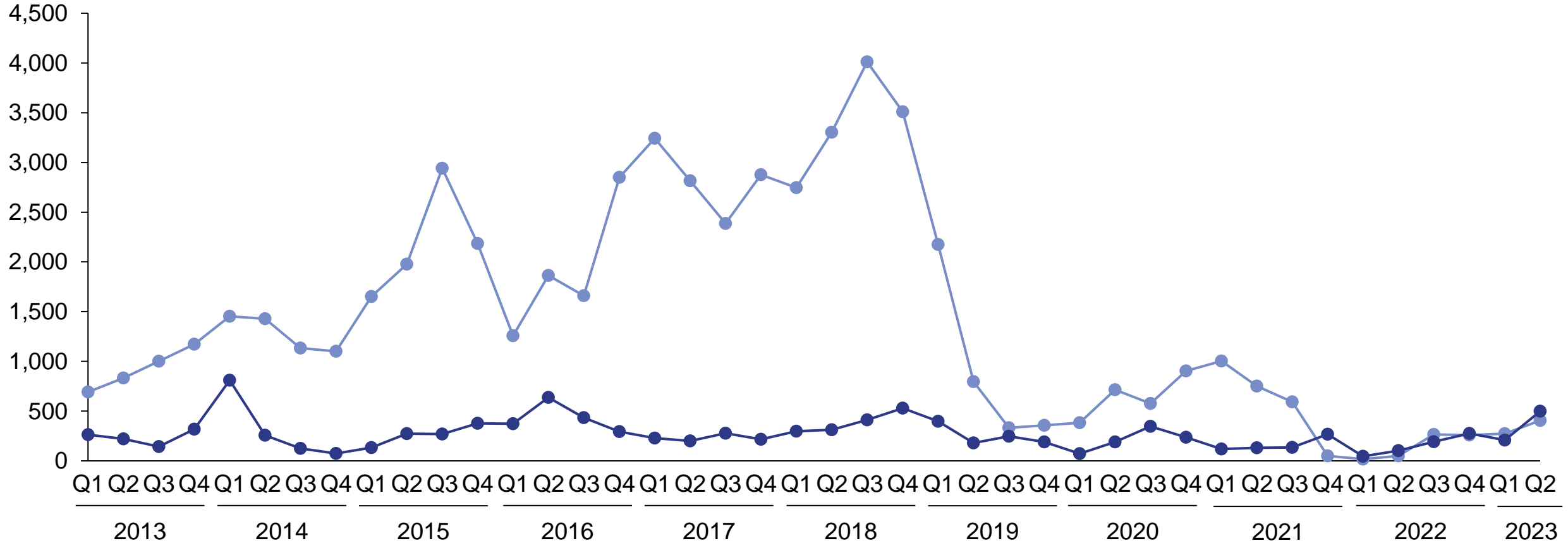
Source: Department of Homeland Security, U.S. Citizenship and Immigration Services, Performance Reporting Tool, queried July 2023

# I-526 Petition Approval and Denial Trends

By quarter, FY2013-2023 Q2

— Approvals — Denials

## I-526 Petitions



Source: Department of Homeland Security, U.S. Citizenship and Immigration Services, Performance Reporting Tool, queried July 2023

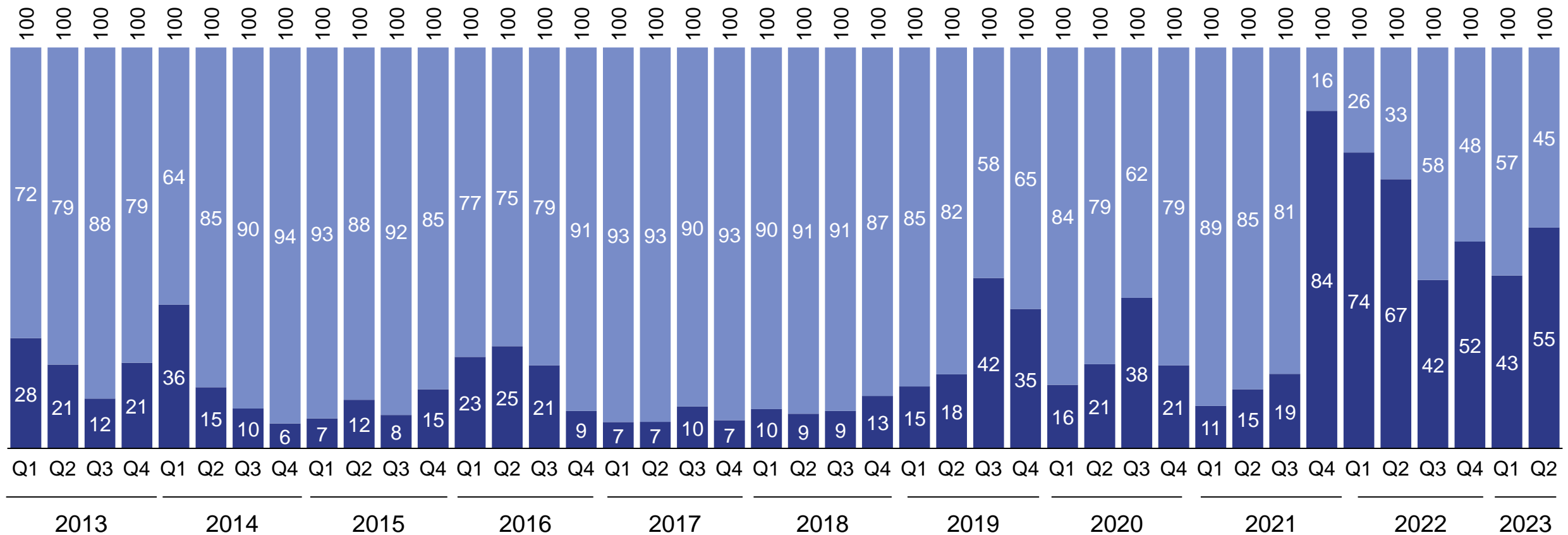


# I-526 Petition Approval and Denial Rates

By quarter, FY2013-2023 Q2

Approval Rate Denial Rate

I-526 Petition Approval and Denial Rates



Source: Department of Homeland Security, U.S. Citizenship and Immigration Services, Performance Reporting Tool, queried July 2023

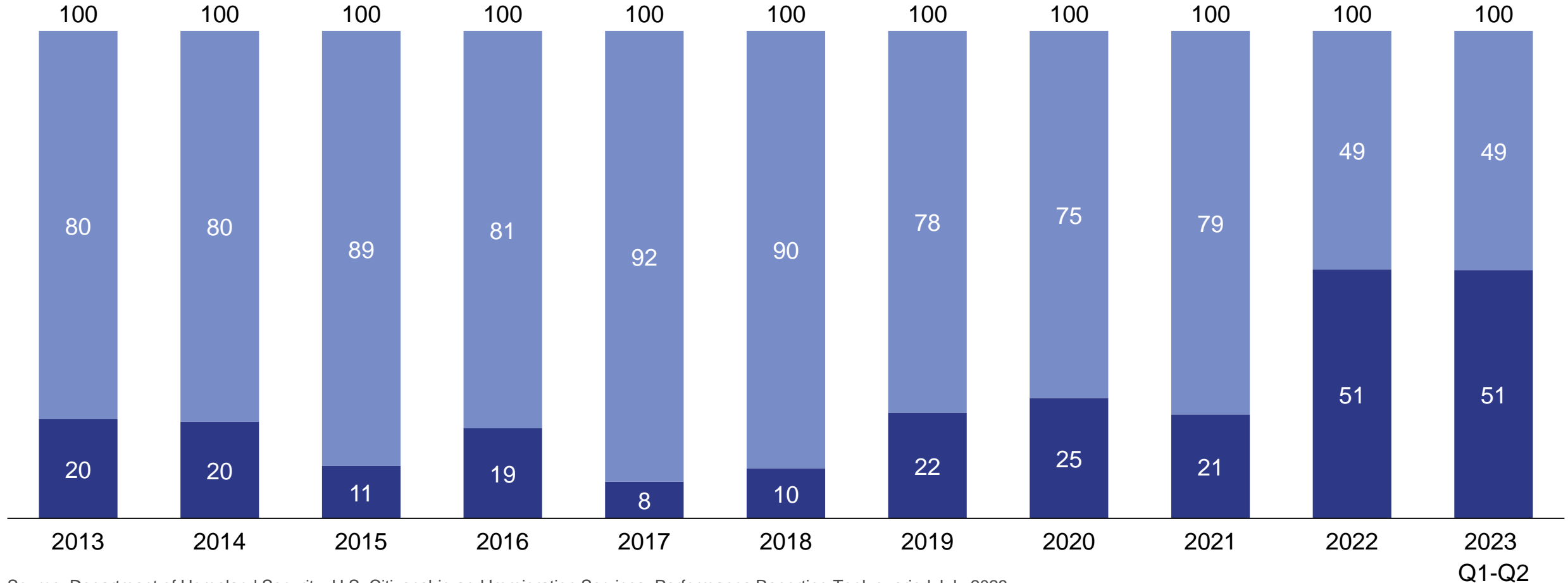


# I-526 Petition Approval and Denial Rates

By fiscal year, FY2013-2023 Q2

Approval Rate Denial Rate

I-526 Petition Approval and Denial Rates



Source: Department of Homeland Security, U.S. Citizenship and Immigration Services, Performance Reporting Tool, queried July 2023

# Table of Contents

- ① About EB5AN
- ② Twin Lakes Georgia (Loan) EB-5 Project
- ③ I-526 Petition Statistics
- ④ I-829 Petition Statistics
- ⑤ I-526 and I-829 Petition Comparisons



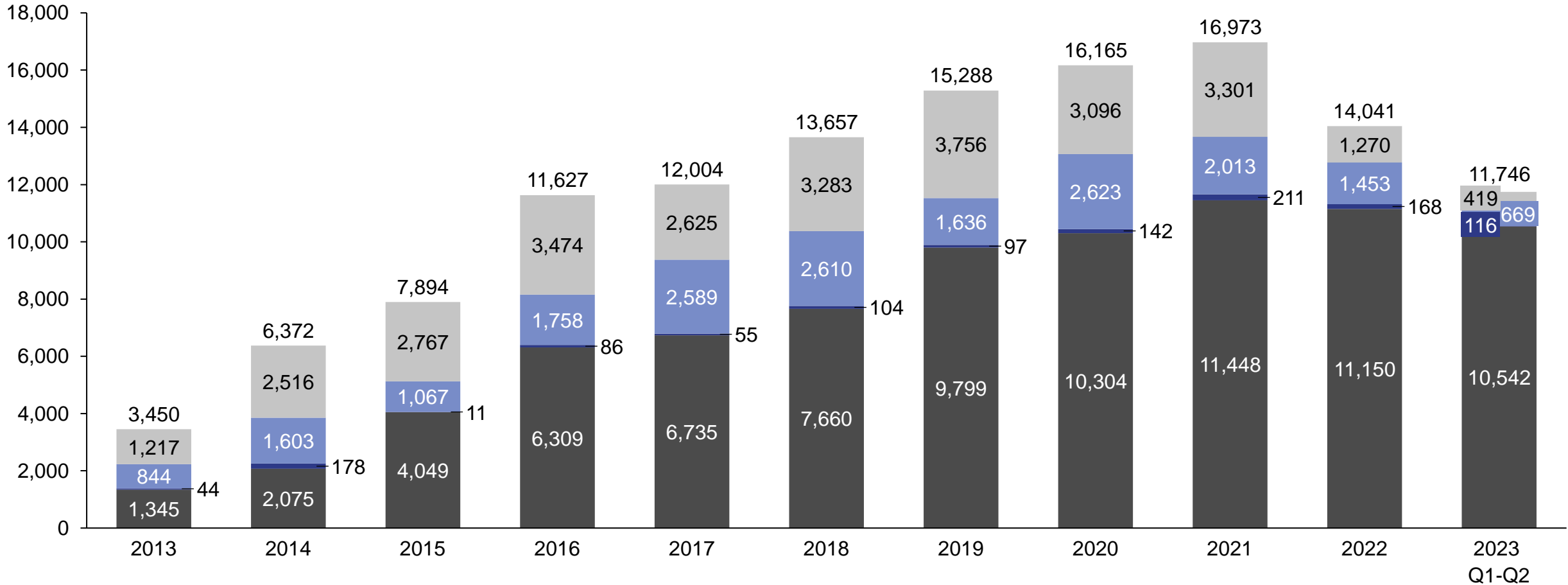


# I-829 Petitions by Case Status

By fiscal year, FY2013-2023 Q2

Receipts Approvals Denials Pending

I-829 Petitions by Case Status



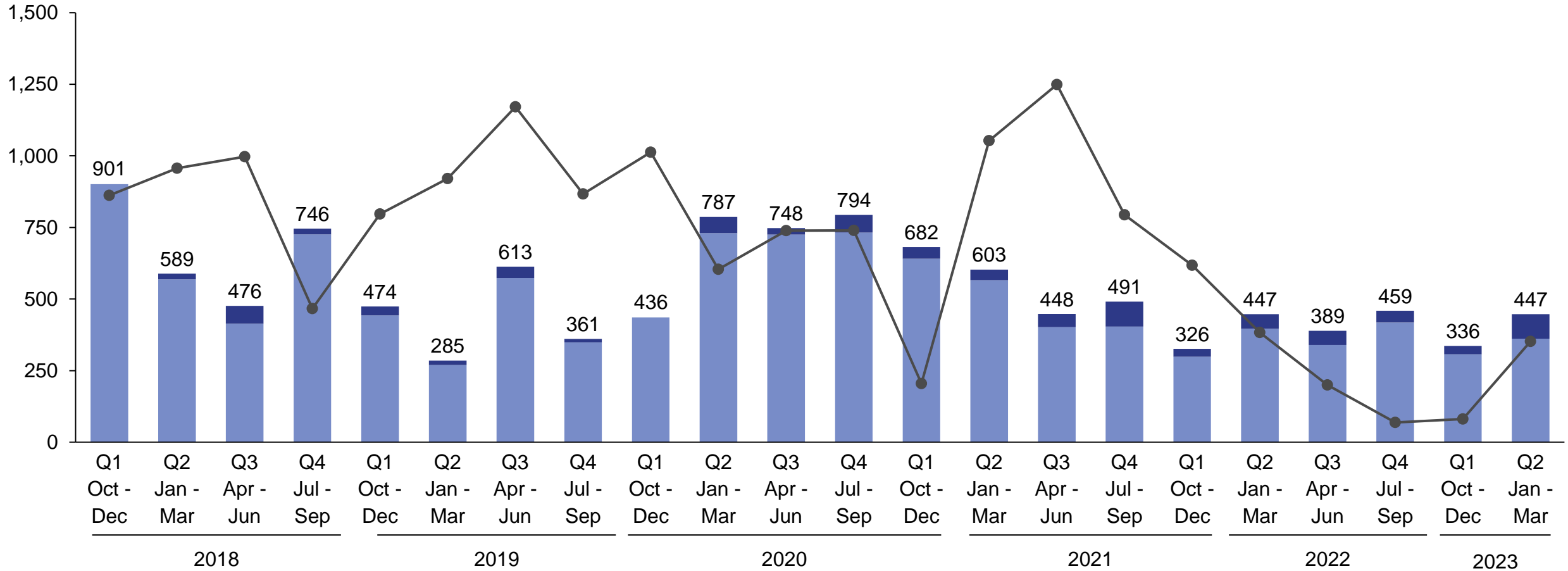
Source: Department of Homeland Security, U.S. Citizenship and Immigration Services, Performance Reporting Tool, queried July 2023

# I-829 Petition Processing and Receipts

By quarter, FY2018-2023 Q2

Denials Approvals Receipts

## I-829 Petitions

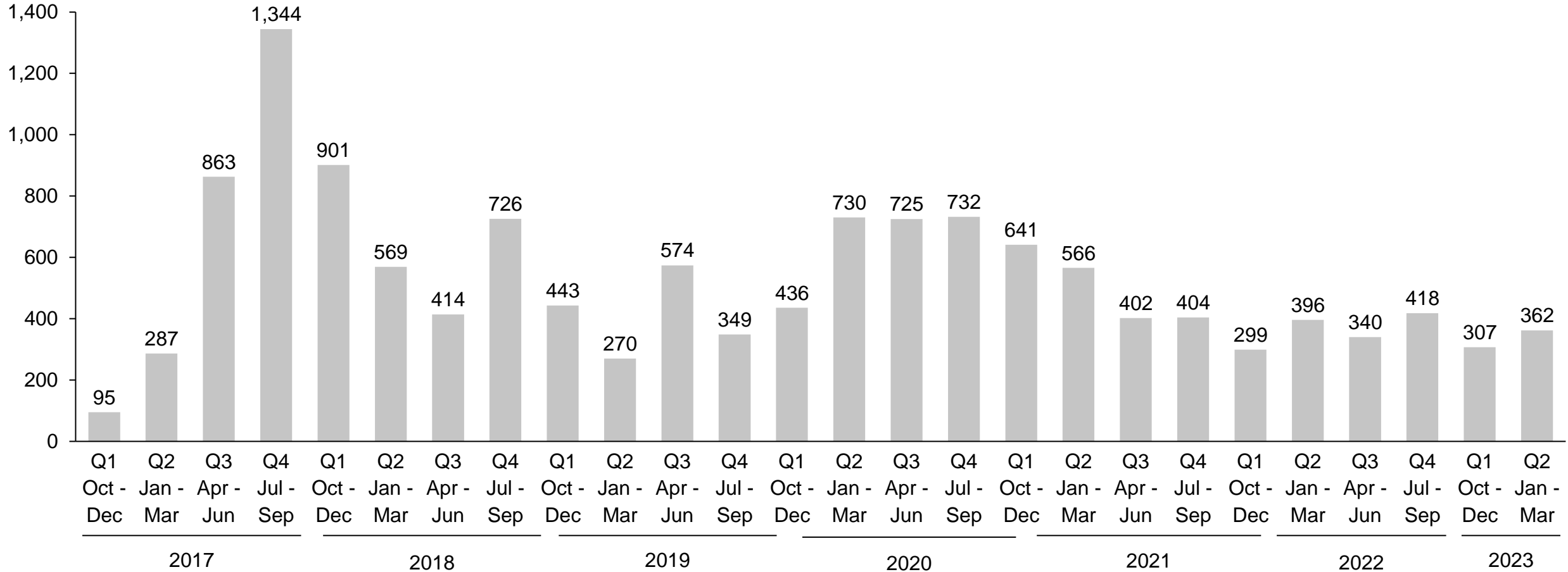


Note: The number of I-829 denial of the first quarters of FY2018 and FY2020 was withheld by USCIS, citing protection of privacy

# I-829 Petition Approvals

By quarter, FY2017-2023 Q2

## I-829 Petition Approvals

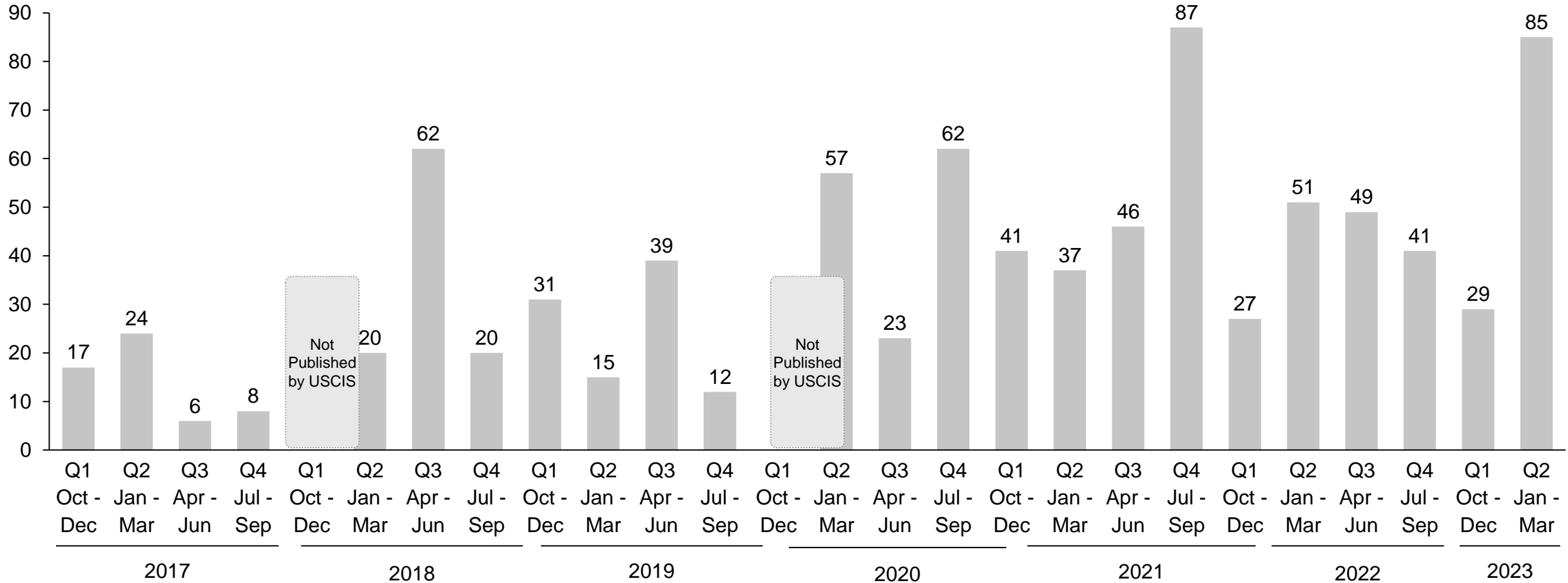


Source: Department of Homeland Security, U.S. Citizenship and Immigration Services, Performance Reporting Tool, queried July 2023

# I-829 Petition Denials

By quarter, FY2017-2023 Q2

## I-829 Petition Denials



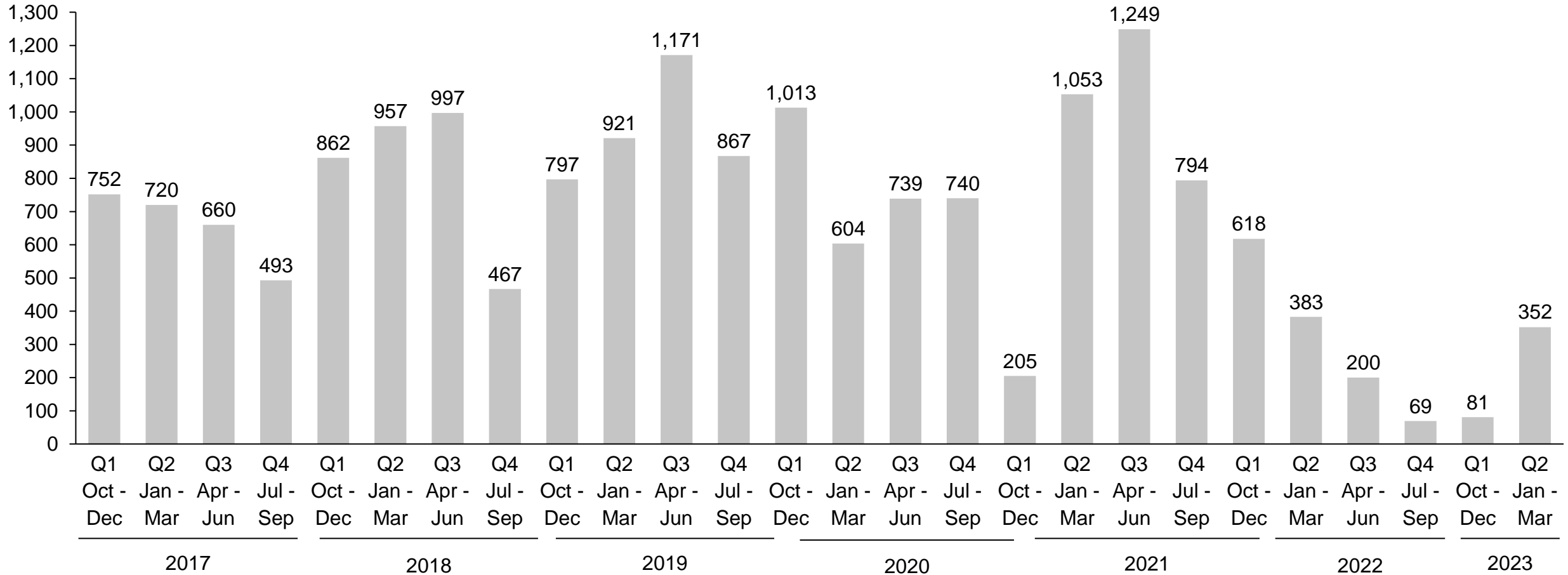
Source: Department of Homeland Security, U.S. Citizenship and Immigration Services, Performance Reporting Tool, queried July 2023



# I-829 Petition Receipts

By quarter, FY2017-2023 Q2

## I-829 Petition Receipts



Source: Department of Homeland Security, U.S. Citizenship and Immigration Services, Performance Reporting Tool, queried July 2023



# I-829 Petitions by Case Status

By fiscal year, FY2013-2023 Q2

	2013	2014	2015	2016	2017	2018	2019	2020	2021	2022	2023 Q1-Q2
<b>Petitions received</b>	1,217	2,516	2,767	3,474	2,625	3,283	3,756	3,096	3,301	1,270	419
<b>Growth rate</b>	71%	107%	10%	26%	-24%	25%	14%	-18%	7%	-62%	-67%
<b>Approved</b>	844	1,603	1,067	1,758	2,589	2,610	1,636	2,623	2,013	1,453	669
<b>Approved rate</b>	15%	90%	-33%	65%	47%	1%	-37%	60%	-23%	-28%	-54%
<b>Denied</b>	44	178	11	86	55	104	97	142	211	168	116
<b>Denied rate</b>	-27%	305%	-94%	682%	-36%	89%	-7%	46%	49%	-20%	-31%
<b>Pending</b>	1,345	2,075	4,049	6,309	6,735	7,660	9,799	10,304	11,448	11,150	10,542
<b>Pending rate</b>	33%	54%	95%	56%	7%	14%	28%	5%	11%	-3%	-5%

Source: Department of Homeland Security, U.S. Citizenship and Immigration Services, Performance Reporting Tool, queried July 2023



# I-829 Petitions by Case Status

By quarter, FY2021-2023 Q2

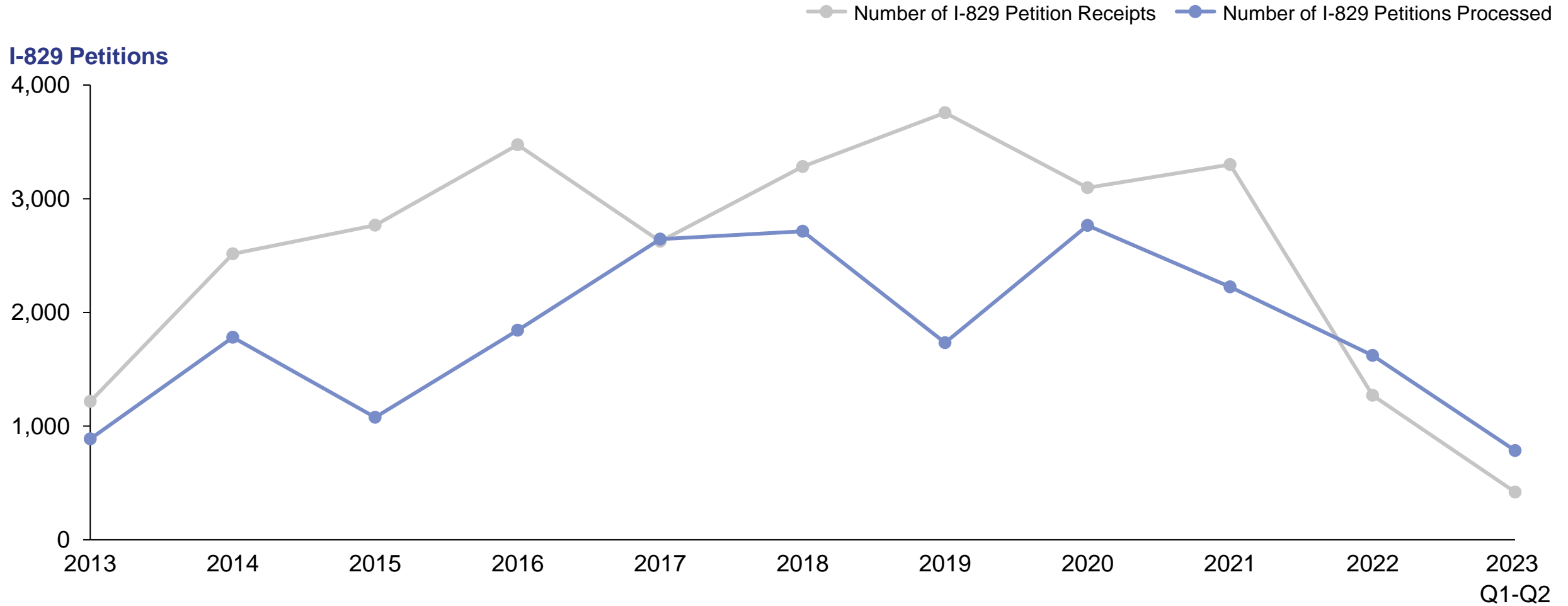
	2021				2022				2023	
	Q1	Q2	Q3	Q4	Q1	Q2	Q3	Q4	Q1	Q2
Petitions received	205	1053	1,249	794	618	383	200	69	81	352
Growth rate	-72%	414%	19%	-36%	-22%	-38%	-48%	-66%	17%	335%
Approved	641	566	402	404	299	396	340	418	307	362
Approved rate	-12%	-12%	-29%	0.50%	-26%	32%	-14%	23%	-27%	18%
Denied	41	37	46	87	87	51	49	41	29	85
Denied rate	-34%	-10%	24%	89%	0%	-41%	-4%	-16%	-29%	193%
Pending	9,894	10,356	11,160	11,448	11,731	11,690	11,523	11,150	10,906	10,542
Pending rate	-4%	5%	8%	3%	2%	0%	-1%	-3%	-2%	-3%

Note: The number of I-829 denials for the first quarters of FY2018 and FY2020 was withheld by USCIS, citing protection of privacy.

Source: Department of Homeland Security, U.S. Citizenship and Immigration Services, Performance Reporting Tool, queried July 2023

# I-829 Petition Receipts Versus Processing

By fiscal year, FY2013-2023 Q2



Source: Department of Homeland Security, U.S. Citizenship and Immigration Services, Performance Reporting Tool, queried July 2023

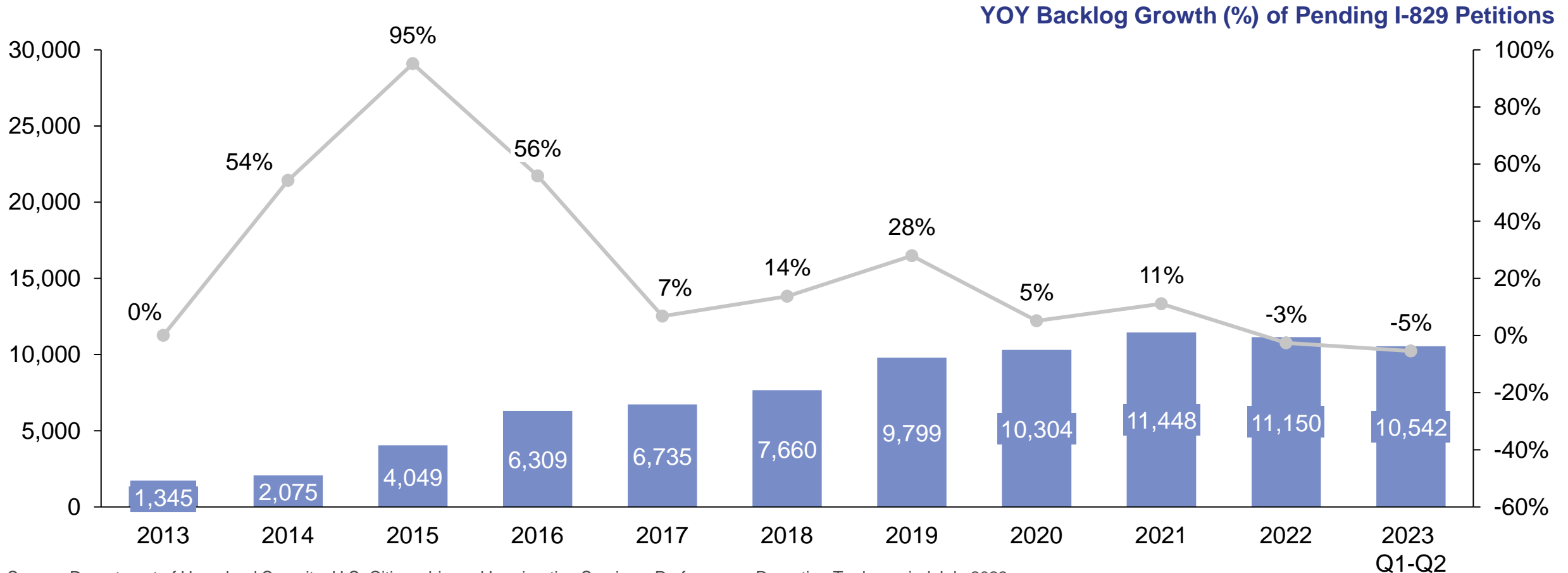


# I-829 Petitions Pending and Year-Over-Year Backlog Growth

By fiscal year, FY2013-2023 Q2

■ Number of I-829 Petitions Pending ● YOY Backlog Growth (%) of Pending I-829 Petitions

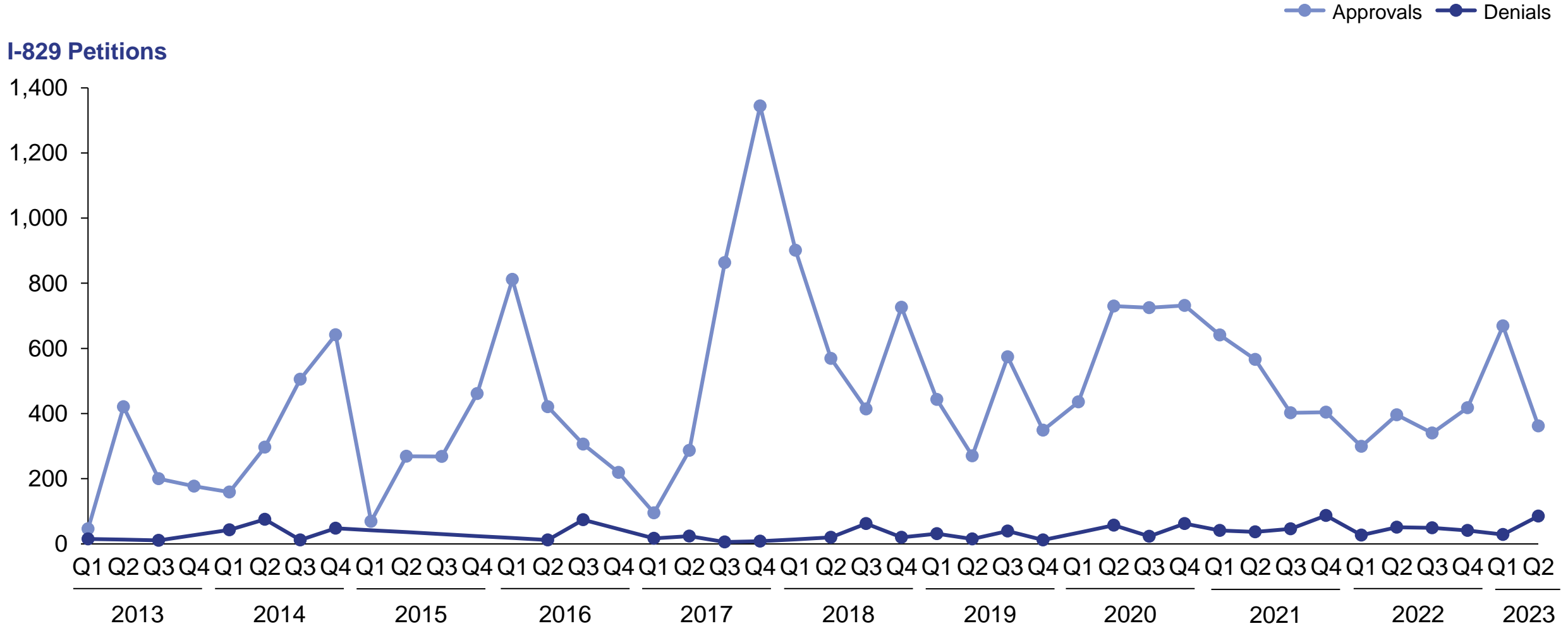
## I-829 Petitions Pending



Source: Department of Homeland Security, U.S. Citizenship and Immigration Services, Performance Reporting Tool, queried July 2023

# I-829 Petition Approval and Denial Trends

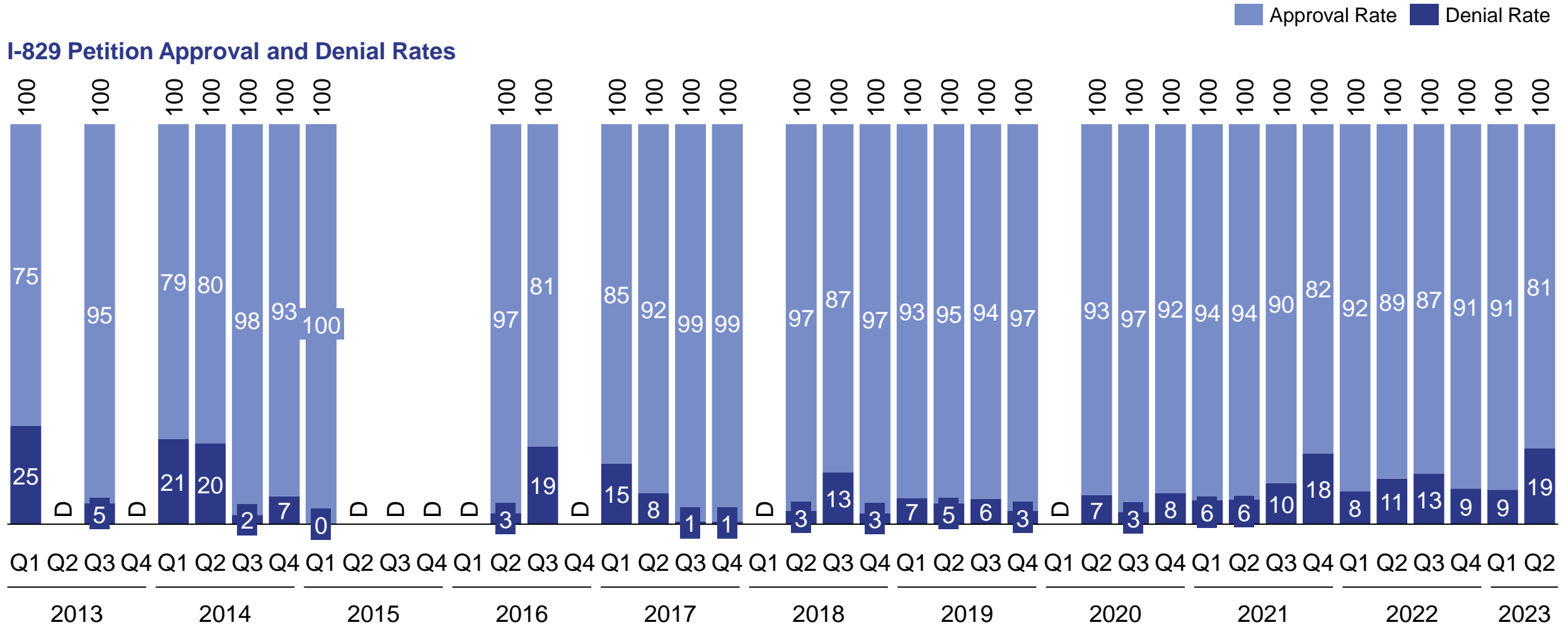
By quarter, FY2013-2023 Q2



Source: Department of Homeland Security, U.S. Citizenship and Immigration Services, Performance Reporting Tool, queried July 2023

# I-829 Petition Approval and Denial Rates

By quarter, FY2013-2023 Q2

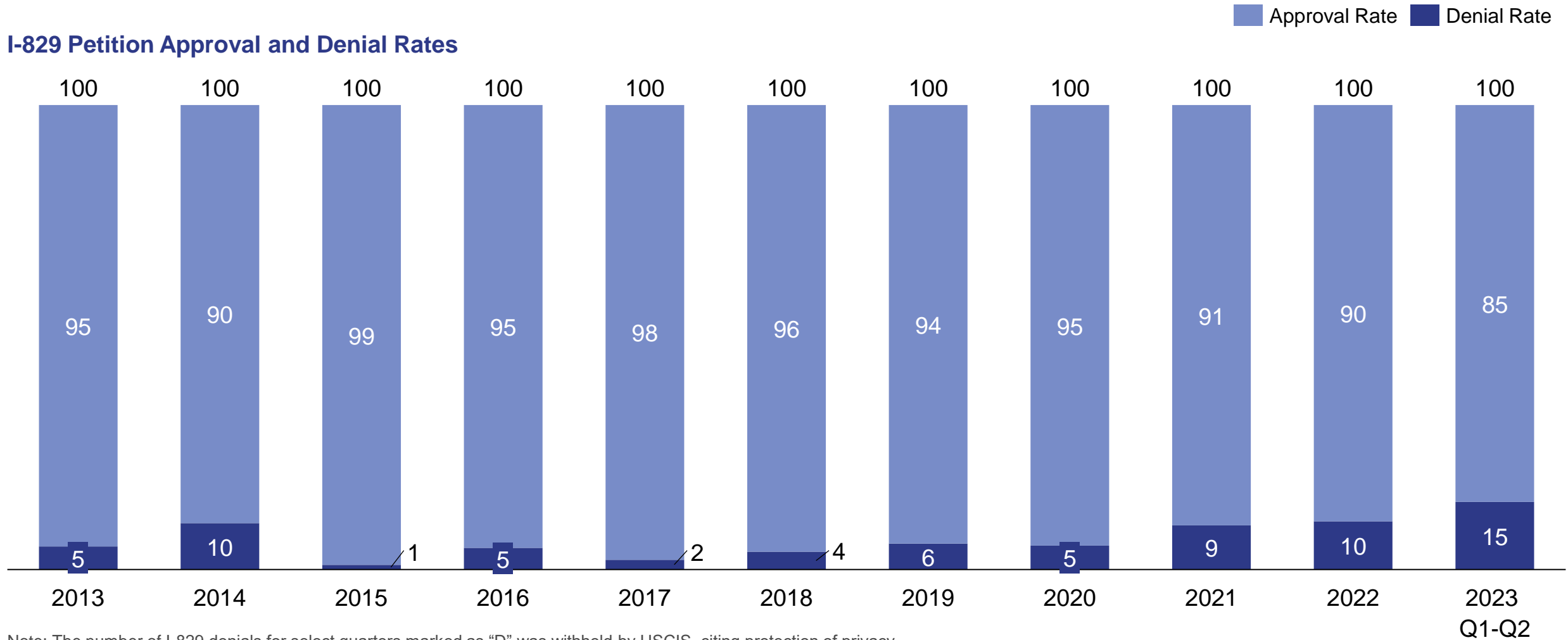


Note: The number of I-829 denials for select quarters marked as "D" was withheld by USCIS, citing protection of privacy

Source: Department of Homeland Security, U.S. Citizenship and Immigration Services, Performance Reporting Tool, queried July 2023

# I-829 Petition Approval and Denial Rates

By fiscal year, FY2013-2023 Q2



Note: The number of I-829 denials for select quarters marked as "D" was withheld by USCIS, citing protection of privacy

Source: Department of Homeland Security, U.S. Citizenship and Immigration Services, Performance Reporting Tool, queried July 2023



# Table of Contents

- ① About EB5AN
- ② Twin Lakes Georgia (Loan) EB-5 Project
- ③ I-526 Petition Statistics
- ④ I-829 Petition Statistics
- ⑤ I-526 and I-829 Petition Comparisons

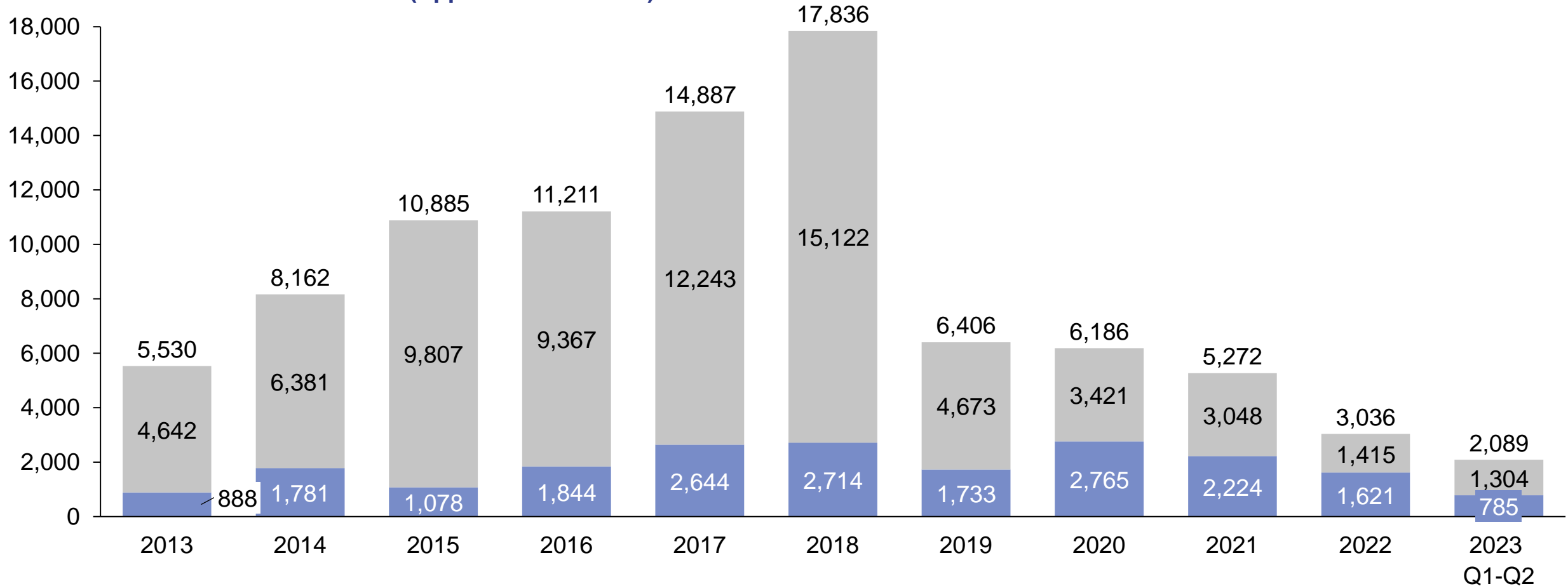


# I-526 and I-829 Petition Processing

By fiscal year, FY2013-2023 Q2

I-526 Petitions Processed I-829 Petitions Processed

## I-526 and I-829 Petitions Processed (Approvals & Denials)



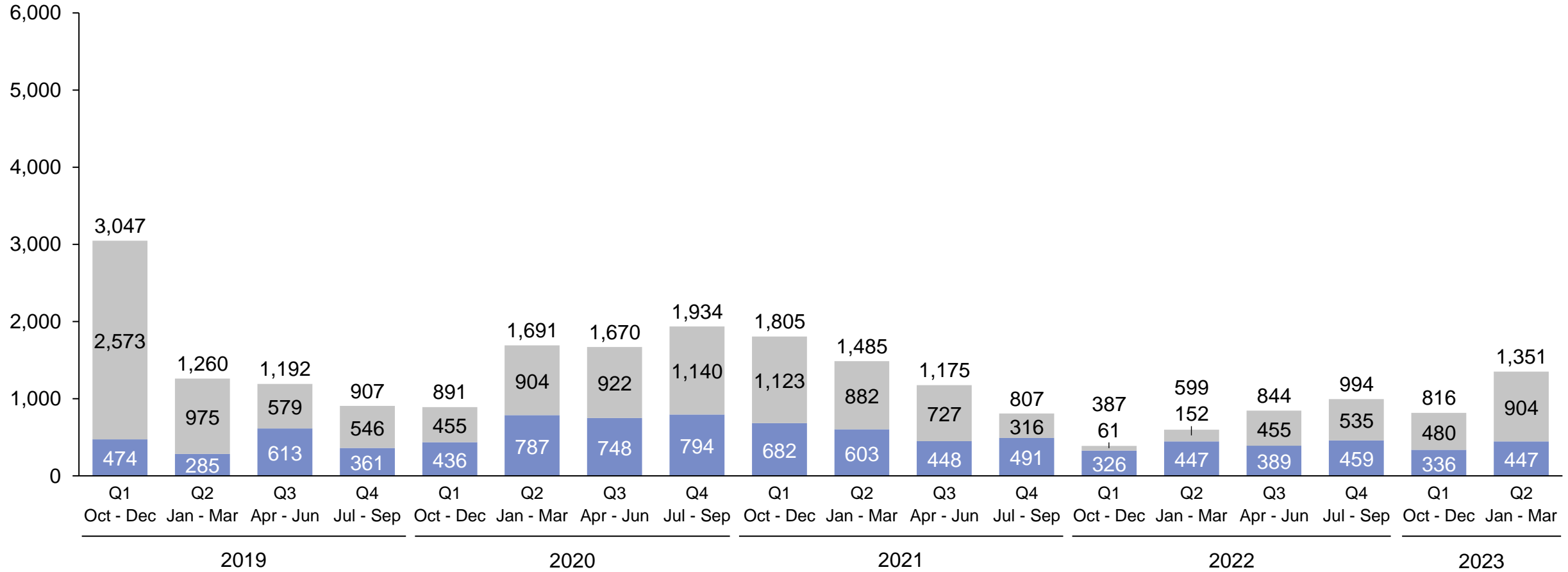
Source: Department of Homeland Security, U.S. Citizenship and Immigration Services, Performance Reporting Tool, queried July 2023

# I-526 and I-829 Petition Processing

By quarter, FY2019-2023 Q2

I-526 Petitions Processed I-829 Petitions Processed

## I-526 and I-829 Petitions Processed (Approvals & Denials)



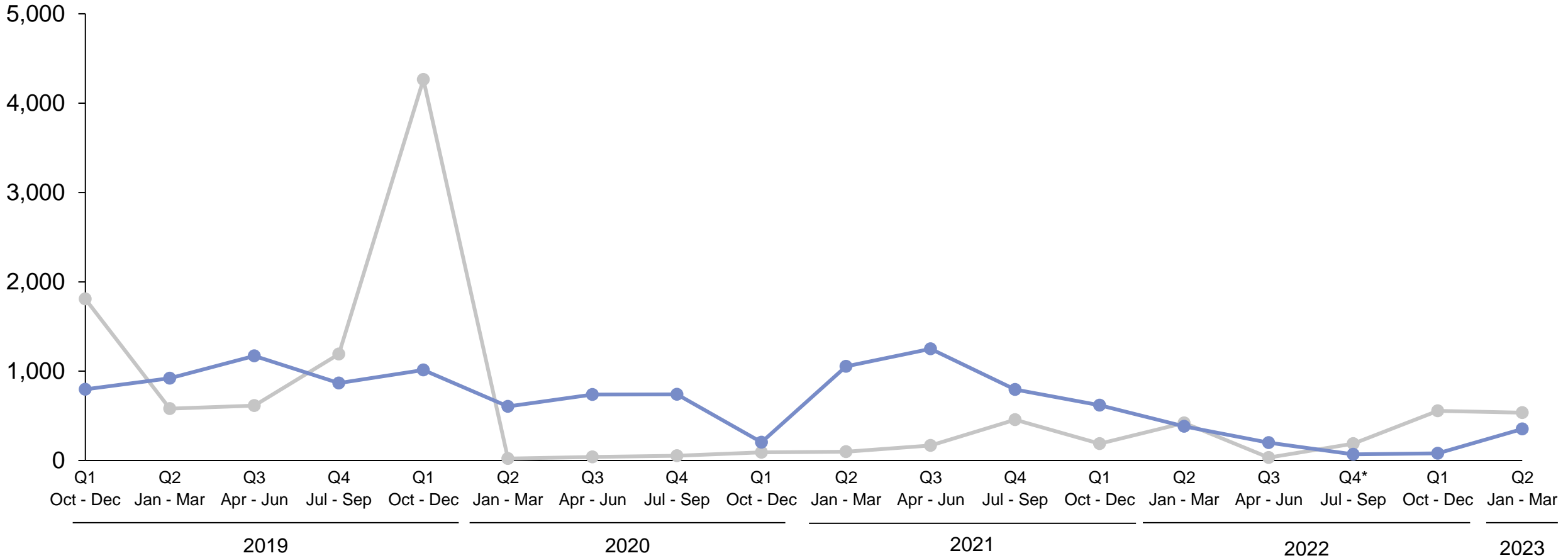
Source: Department of Homeland Security, U.S. Citizenship and Immigration Services, Performance Reporting Tool, queried July 2023

# I-526 and I-829 Petition Receipt Trends

By quarter, FY2019-2023 Q2

—●— I-526 Petition Receipts —●— I-829 Petition Receipts

I-526 and I-829 Petition Receipts



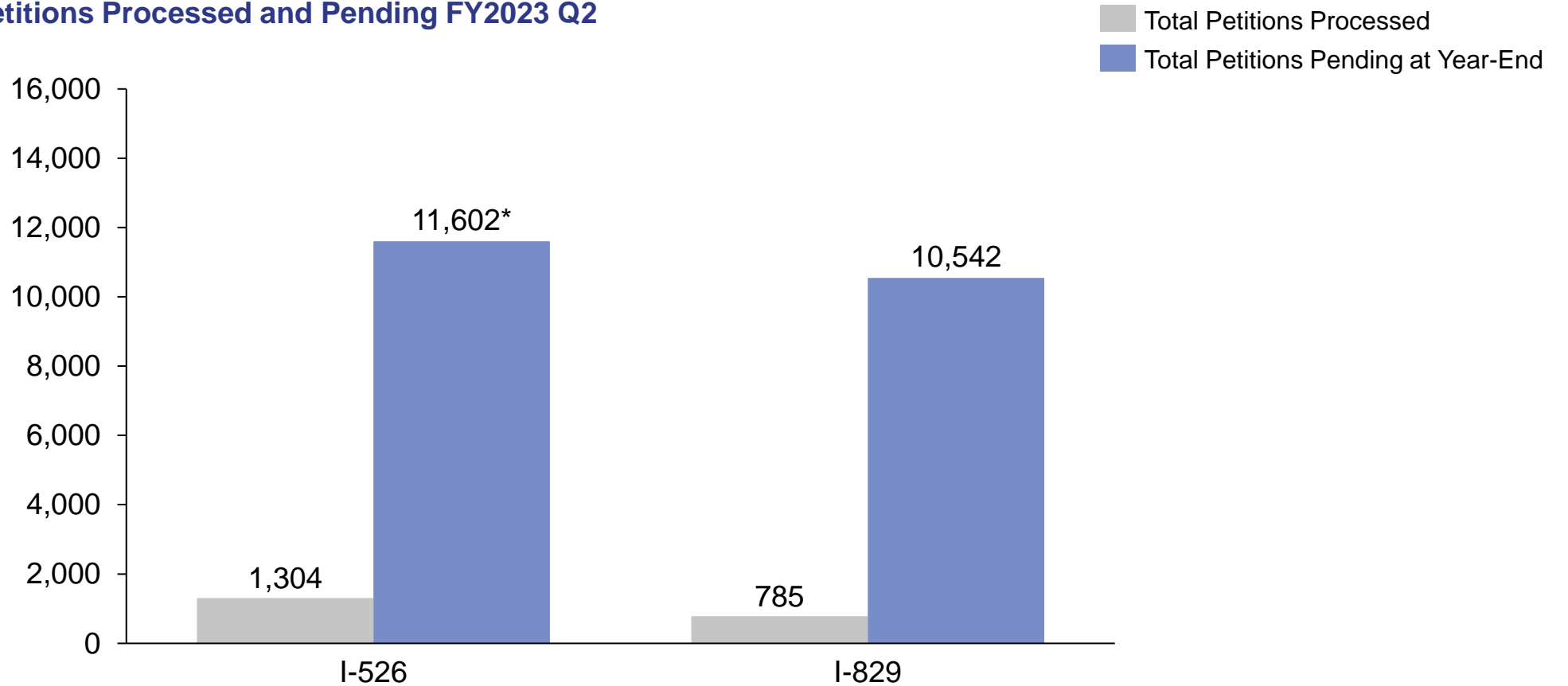
\* Includes I-526E, Immigrant Petition by Regional Investor

Source: Department of Homeland Security, U.S. Citizenship and Immigration Services, Performance Reporting Tool, queried July 2023

# I-526 and I-829 Petition Inventory Backlog Versus Processing

## For FY2023 Q2

I-526 and I-829 Petitions Processed and Pending FY2023 Q2



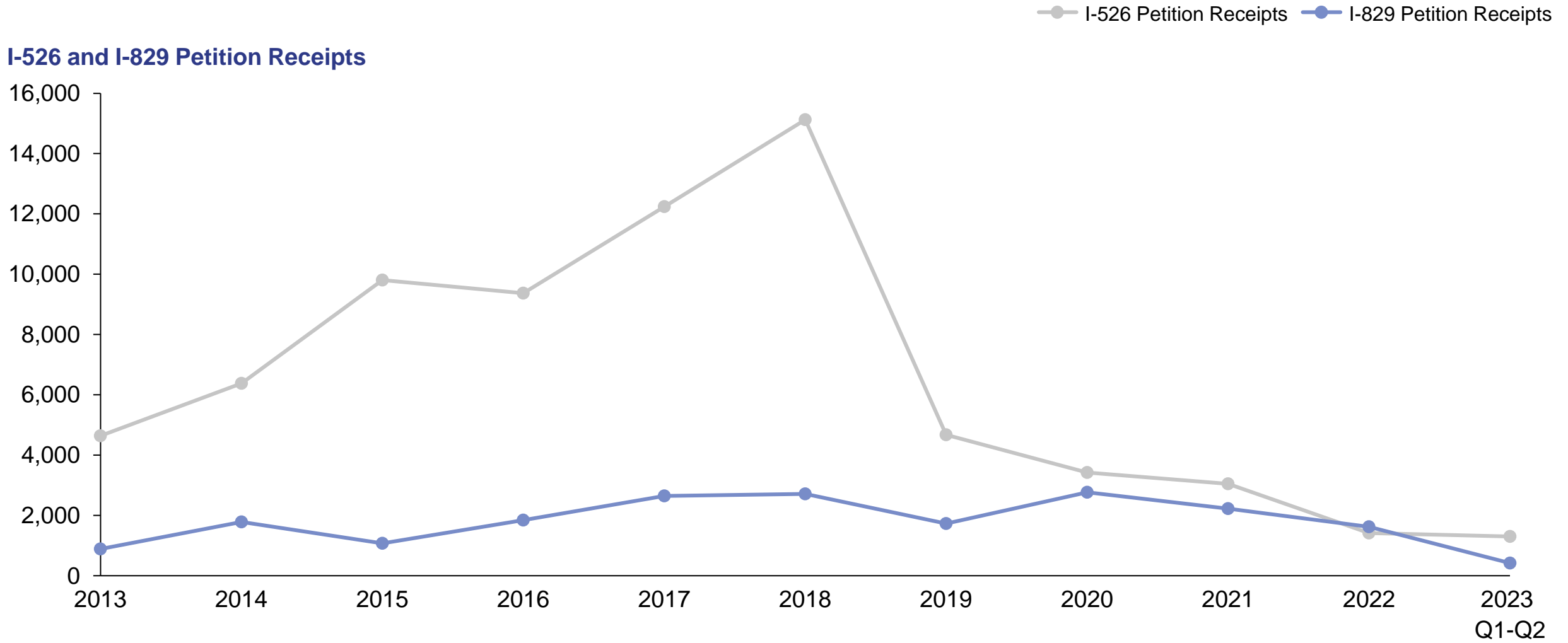
\* Includes I-526E, Immigrant Petition by Regional Investor

Source: Department of Homeland Security, U.S. Citizenship and Immigration Services, Performance Reporting Tool, queried July 2023



# I-526 and I-829 Petition Receipt Trends

By fiscal year, FY2013-2023 Q2



\* Includes I-526E, Immigrant Petition by Regional Investor

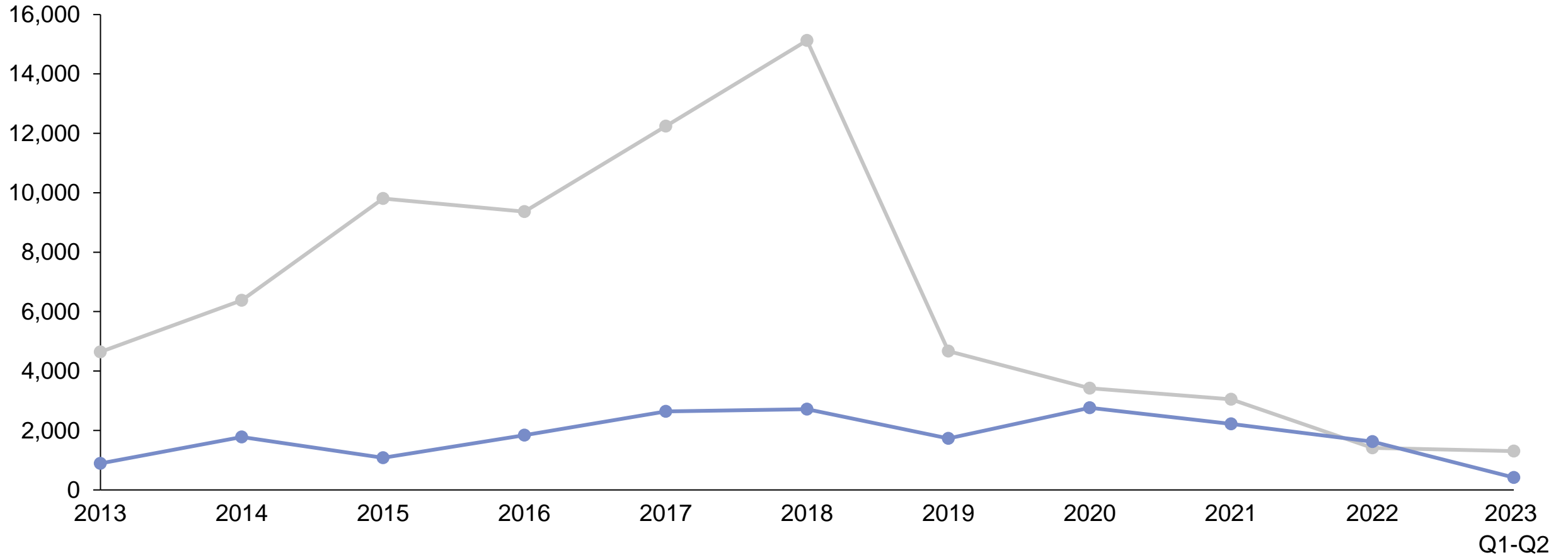
Source: Department of Homeland Security, U.S. Citizenship and Immigration Services, Performance Reporting Tool, queried July 2023

# I-526 and I-829 Petition Processing Trends

By fiscal year, FY2013-2023 Q2

—●— I-526 Petitions Pending at Period End —●— I-829 Petitions Pending at Period End

## I-526 and I-829 Petitions Processed



Source: Department of Homeland Security, U.S. Citizenship and Immigration Services, Performance Reporting Tool, queried July 2023



**Please contact us to schedule a call to discuss approved and available EB-5 projects at \$800K.**

**Phone/WhatsApp: 1-561-386-5356**

**E-mail: [info@EB5AN.com](mailto:info@EB5AN.com)**

**[www.EB5investments.com](http://www.EB5investments.com)**

**[www.eb5an.com](http://www.eb5an.com)**